



CITY OF SIGNAL HILL

2175 Cherry Avenue • Signal Hill, California 90755-3799

THE CITY OF SIGNAL HILL
WELCOMES YOU TO A SPECIAL
CITY COUNCIL MEETING
May 19, 2026

The City of Signal Hill appreciates your attendance. Public interest provides the Council and Agency with valuable information regarding issues of the community. Regular meetings are held on the 2nd and 4th Tuesday of every month.

Regular meetings begin at 6:00 pm with the conduct of any business permitted to be conducted in closed session by the Brown Act (Government Code Section 54950, et seq.), if any, and with the public portion of the meeting beginning at 7:00 pm. There is a period for public comment on closed session matters at 6:00 pm prior to the closed session. In the event there is no business to be conducted in closed session, the Regular meeting shall begin at 7:00 pm. There is a public comment period at the beginning of the Regular meeting. Any person wishing to comment shall be allotted three minutes per distinct item. Any meeting may be adjourned to a time and place stated in the order of adjournment.

The agenda is posted 72 hours prior to each meeting on the City's website and outside of City Hall. The agenda and related reports are also available for review online at www.cityofsignalhill.org.

To view the meeting live at 7:00 p.m.:

- City of Signal Hill website at www.cityofsignalhill.org, select the City Council Meetings Link from the home page.
- Charter Spectrum Channel 74 or Frontier FiOS Channel 38.

To participate:

- In-person Participation: Council Chamber of City Hall, 2175 Cherry Avenue, Signal Hill, California.
- To make a public comment on a specific agenda item, you may also submit your comment, limited to 250 words or less, to the City Clerk at cityclerk@cityofsignalhill.org not later than 4:00 p.m. on Tuesday, May 19, 2026. Written comments will be provided electronically to the City Council and attached to the meeting minutes. Written comments will not be read into the record.

City Council Members are compensated \$794.40 per month. City Clerk and City Treasurer are compensated \$482.04 per month.

(1) **CALL TO ORDER – 6:00 P.M.**

(2) **ROLL CALL**

MAYOR HANSEN
VICE MAYOR HONEYCUTT
COUNCIL MEMBER COPELAND
COUNCIL MEMBER JONES
COUNCIL MEMBER WOODS

(3) **PLEDGE OF ALLEGIANCE**

(4) **PRESENTATIONS**

- a. MAYOR'S MINUTE
- b. INTRODUCTION OF NEW EMPLOYEE - ASSISTANT CITY CLERK JOY POST

(5) **BUDGET STUDY SESSION**

BUDGET STUDY SESSION

(6) **ADJOURNMENT**

Tonight's meeting will be adjourned to the next Regular meeting of the Signal Hill City Council to be held on Tuesday, May 26, 2026, at 7:00 p.m., in the Council Chamber of City Hall, 2175 Cherry Avenue, Signal Hill, CA 90755.

PUBLIC PARTICIPATION

Routine matters are handled most quickly and efficiently if contact is made with the City department directly concerned. However, if you would like to request that a matter be presented for City Council consideration, you may do so by writing to the City Council, City Clerk, or City Manager. The deadline for agenda items is 12 noon on the Tuesday preceding the Council and Agency meetings. The complete agenda, including back up materials, is available on the City website on the Friday preceding the meeting.

If you need special assistance beyond what is normally provided to participate in City meetings, the City will attempt to accommodate you in every reasonable manner. Please call the City Clerk's office at (562) 989-7305 at least 48 hours prior to the meeting to inform us of your particular needs and to determine if accommodation is feasible.



CITY OF SIGNAL HILL

2175 Cherry Avenue • Signal
Hill, California 90755-3799

STAFF REPORT

5/19/2026

AGENDA ITEM

**TO: HONORABLE MAYOR
AND MEMBERS OF THE CITY COUNCIL**

**FROM: CARLO TOMAINO
CITY MANAGER**

**BY: CINDY FLARO
COMMUNICATIONS SPECIALIST**

SUBJECT: MAYOR'S MINUTE

Summary:

Viewing of the latest Mayor's Minute segment.



CITY OF SIGNAL HILL

2175 Cherry Avenue • Signal Hill, California 90755-3799

STAFF REPORT

5/19/2026

AGENDA ITEM

**TO: HONORABLE MAYOR
AND MEMBERS OF THE CITY COUNCIL**

**FROM: CARLO TOMAINO
CITY MANAGER**

SUBJECT: INTRODUCTION OF NEW EMPLOYEE

Summary:

City Manager Carlo Tomaino will introduce the new Assistant City Clerk Joy Post.



CITY OF SIGNAL HILL

2175 Cherry Avenue • Signal Hill, California 90755-3799

STAFF REPORT

5/19/2026

AGENDA ITEM

**TO: HONORABLE MAYOR
AND MEMBERS OF THE CITY COUNCIL**

**FROM: CARLO TOMAINO
CITY MANAGER**

**BY: SIAMLU COX
ADMINISTRATIVE SERVICES OFFICER/FINANCE DIRECTOR**

SUBJECT: BUDGET STUDY SESSION

Summary:

Staff will present the preliminary Budget for Fiscal Year 2026-27 (Year 1) and 2027-28 (Year 2) for the City Council's review and discussion. The Budget Study Session will include the following Presentations:

- a. Department Program Budgets
- b. Capital Improvement Program
- c. Decision Packages

Attachment(s):

- A. Draft Fiscal Year 2026-27 and Fiscal Year 2027-28 Budget Book



City of Signal Hill, California
Draft Operation and Capital Budget
Fiscal Years 2026-2028



TABLE OF CONTENTS

Elected Officials	4
Commissioner and Staff	5
Five Year Strategic Plan 2023-2028	6
Financial Policies	7
Organizational Chart	8
FTE Schedule	10
Fund Balance Roll Forward Projected FY2025-26	14
Fund Balance Roll Forward Proposed FY2026-27	15
Fund Balance Roll Forward Proposed FY2027-28	16
Funds Summary Overview	17
General Fund	32
Departments Summary	39
Legislative Summary	40
City Council Financial	44
City Treasurer Financial	47
City Clerk Financial	49
Administrative Summary	52
Executive Administration Financial	58
Communications/Public Relations Financial	61
Personnel Financial	64
Finance Summary	67
Non-Departmental Financial	72
Information Technology Financial	75
Fiscal Services Financial	77
Community Development Summary	80
Economic Development Financial	88
Planning Financial	91
Neighborhood Enhancement Financial	94
Building Safety Financial	97
Oil Field Services Financial	100
Police Summary	103
Community Outreach Financial	113
Patrol Services Financial	115
Investigative Services Financial	118
Police Support Services Financial	121
Police Communications Financial	124
Police Records Financial	127
Emergency/Disaster Services Financial	130
Parks, Recreation and Library Services Summary	133
Library Financial	140
Community Services Financial	143
Recreation Financial	146
Public Works Summary	149

Engineering and Project Services Financial.....	158
Facility Maintenance Financial.....	161
Environmental Programs Financial.....	164
Grounds Maintenance Financial.....	167
Street Maintenance Financial.....	170
Special Revenue Funds Summary.....	173
CDBG Fund.....	175
Prop A Fund.....	176
Prop C Fund.....	177
Park Development Impact Fee Fund.....	178
Housing Impact Fund.....	179
Housing Authority Fund.....	180
Gas Tax Fund.....	181
AQMD Fund.....	182
Traffic Development Impact Fee Fund.....	183
Pipeline Removal Fund.....	184
MTA STPL Fund.....	185
Measure R Fund.....	186
Measure M Fund.....	187
RMRA - SBI Fund.....	188
Measure W Fund.....	189
CIP Grant Fund.....	190
Planning Grant Fund.....	191
Measure A Fund.....	192
Lighting and Landscaping District Fund.....	193
Public Safety Grant Fund.....	194
State Police Grant Fund.....	195
SLESF Fund.....	196
California Arts Council Grant.....	197
Water Development Impact Fee Fund.....	198
Water Summary.....	199
Water Financials.....	200
Vehicle Replacement Summary.....	205
Vehicle Replacement Financials.....	206
Spring Street JPA.....	209
Spring Street.....	210
Capital Projects Schedule.....	212



CITY OF SIGNAL HILL CALIFORNIA

ANNUAL BUDGET FOR FISCAL YEAR 2026-28

ELECTED OFFICIALS



Tina L. Hansen

Mayor



Charlie Honeycutt

Vice Mayor



Robert D. Copeland

Council Member



Lori Y. Woods

Council Member



Kier Jones

Council Member



David Hopper

City Treasurer



Daritza Perez

City Clerk



**CITY OF SIGNAL HILL
CALIFORNIA
ANNUAL BUDGET
FOR FISCAL YEAR
2026-28**

COMMISSIONERS AND STAFF

Civil Service Commission	Parks and Recreation Commission	Planning Commission
Jennifer Arzate	Tim Anhorn	Perica Bell
Maria Gengenbacher	Linda Edwards	Gerogette Lopez
Ayda Ghebrezghi	Kiran Gidwani	Saeida Miller
Ronald Griggs	Pam Dutch Hughes	Victor Pakrer
Diana Phillips	Caroline Kiss-Lee	Sonia Savoulian

City Staff
Carlo Tomaino, City Manager
Yvette Aguilar, Deputy City Manager/Director of Parks, Recreation, and Library Services
Matthew Richardson, City Attorney
Bradford Kenneally, Chief of Police
Greg Kapovich, Director of Community Development
Gabino Luna, Director of Public Works
Siamlu Cox, Administrative Services Officer / Finance Director

City of Signal Hill Five Year Strategic Plan 2023-2028



GOAL 1: Financial Stability

Ensure the City's long-term financial stability and resilience.



GOAL 2: Community Safety

Maintain community safety by supporting public safety services and increasing emergency preparedness.



GOAL 3: Economic & Downtown Development

Improve the local economy, support local businesses, and create a vibrant downtown core.



GOAL 4: Infrastructure

Maintain and improve the City's physical infrastructure, water system, and recreational spaces.



GOAL 5: High-Functioning Government

Strengthen internal communication, recruitment, retention, systems, and processes to increase the effectiveness and efficiency of City services.

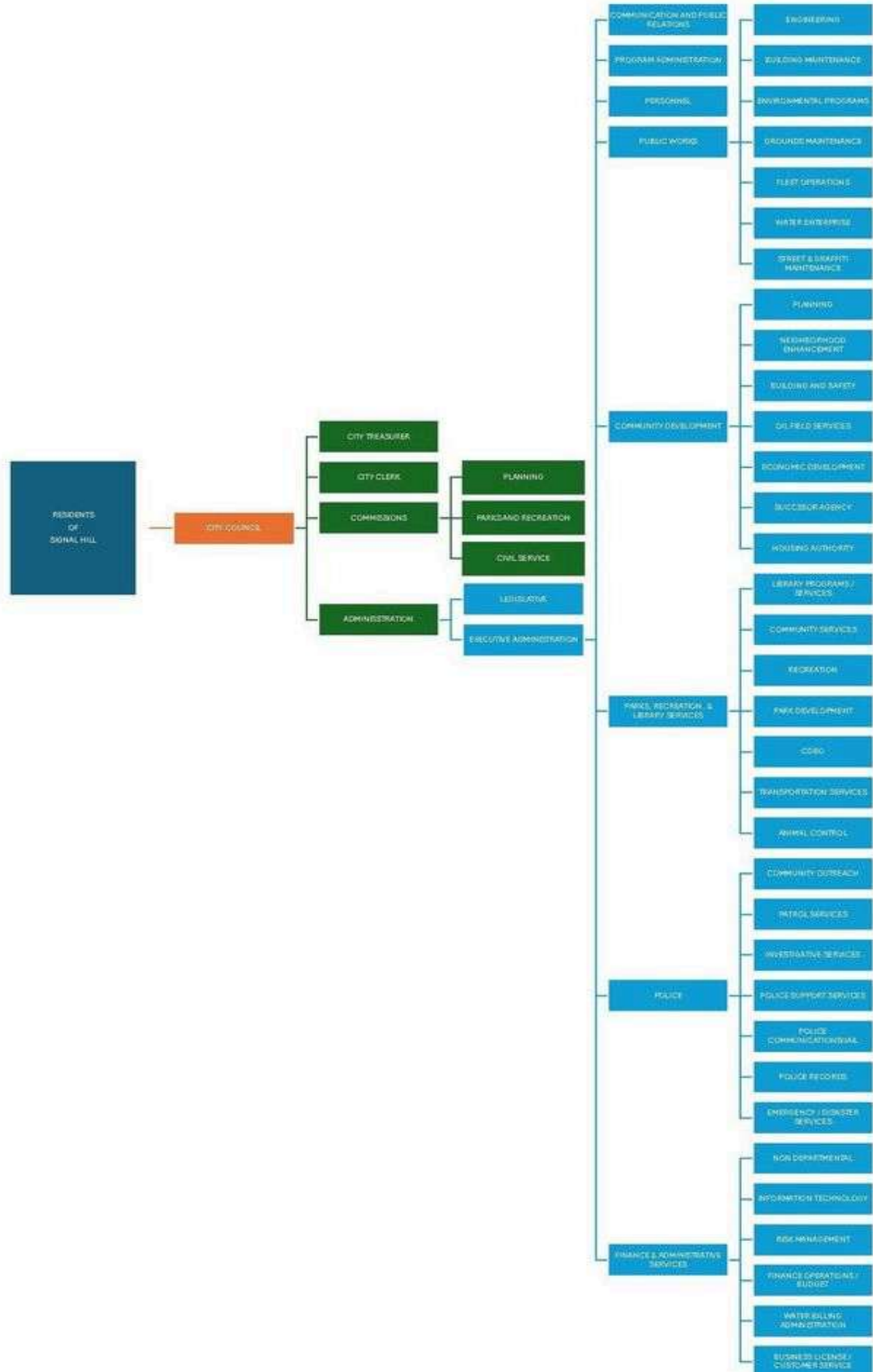
CITY OF SIGNAL HILL FINANCIAL PRACTICES

For the past several years, the City Council and staff have followed prudent fiscal practices that have enabled the City to achieve and maintain a positive, long-term stable financial condition. These practices, which have guided the City's budgeting and financial planning, are stated as financial policies.

1. The Director of Finance shall annually prepare a General Fund Analysis of Structural Balance to determine that a structural deficit does not exist.
2. The City Manager shall submit a structurally balanced General Fund budget to the City Council. A structurally balanced budget requires that recurring revenues equal or exceed recurring expenditures.
3. The City shall maintain an Economic Uncertainties Reserve Fund of 15–20% and a General Fund Unassigned Fund of 55–80% of adopted expenditures. Combined, these reserves must represent 75–100% of total General Fund adopted expenditures.
4. The General Fund and Economic Uncertainties reserves shall only be used for cash flow purposes, loans to other funds, major citywide emergencies (e.g., earthquakes, floods, or fire), severe economic downturns, or loss of a major sales tax provider.
5. When fiscally prudent, Special Reserve Funds should be established for identified, future major expenditures such as OPEB Costs, PERS, and Facilities. These Reserves should be clearly identified in the Annual Budget.
6. Non-recurring resources will be used for non-recurring expenditures such as contributions to reserves, debt retirement, and/or capital projects.
7. The Annual Budget shall include a General Fund Five-Year Forecast of Revenues, Expenditures, and Fund Balances to help identify possible future financial problems.
8. The Annual Budget shall include assumptions covering such factors as projected CPI, interest rates, PERS Safety and Miscellaneous rates, new building activity etc. underlying budget estimates.



City of Signal Hill Organizational Structure





FTE Schedule

**City of Signal Hill
Personnel Summary by Department
Full Time Equivalent Positions**

Department	Budget FTE 2023-24	Budget FTE 2024-25	Budget FTE 2025-26	Current FTE 2025-26	Proposed FTE 2026-27	Proposed FTE 2027-28
Administration						
City Manager	1	1	1	1	1	1
Senior Deputy City Clerk (f)	1					
Assistant City Clerk (f)		1	1	1	1	1
Deputy City Manager (p)	1	1	1	1	1	1
Assistant to the City Manager/Economic Dev Mgr (q)	1	1	1	1		
Assistant to the City Manager (q)					1	1
Human Resources Manager	1	1	1	1	1	1
Senior Management Analyst - HR		1	1	1	1	1
Management Assistant	1	1	1	1	1	1
Communications Officer (e)	1	1	1	1	1	1
Communications Specialist	0	0	0	0	0	0
Part-Time Management Analyst	0.5	0.5	0.5	0.5	0.5	0.5
Total FTE Positions:	7.5	8.5	8.5	8.5	8.5	8.5
Finance/Administrative Services						
Administrative Services Officer/Finance Director	1	1	1	1	1	1
Deputy Admin Officer/Finance Director (a)	1	1	1	1	1	1
Accounting Manager (b)	0	1				
Management Analyst	1	2	2	2	2	2
Senior Accountant (g)		1	1	1	1	1
Accountant (g)	1					
Senior Account Specialist (h)	1					
Account Specialist I/II	1	1	1	1	1	1
Part-Time Account Specialist II	0.8	0.8	0.8	0.8	0.8	0.8
Total FTE Positions:	6.8	7.8	6.8	6.8	6.8	6.8
Community Development						
Community Development Director	1	1	1	1	1	1
Planning Manager	1	1	1	1	1	1
Management Assistant	1	1	1	1	1	1
Associate Planner	1	1	1	1	1	1
Assistant Planner (i)		1	1	1	1	1
Principal Building Inspector	1	1	1	1	1	1
Code Enforcement Officer (j)		0.5	1	1	1	1
Part-Time Permit Technician	0.5	0.5	0.5	0.5	0.5	0.5
Total FTE Positions:	5.7	7.0	7.5	7.5	7.5	7.5



FTE Schedule (cont.)

**City of Signal Hill
Personnel Summary by Department
Full Time Equivalent Positions**

Department	Budget FTE 2023-24	Budget FTE 2024-25	Budget FTE 2025-26	Current FTE 2025-26	Proposed FTE 2026-27	Proposed FTE 2027-28
Police						
Patrol Services						
Police Sergeant	4	4	4	4	4	4
Senior Police Officer (c)	4					
Police Corporal (c)		4	4	4	4	4
Police Officer (Community Impact)	1	1	1	1	1	1
Police Officer	15	15	14	14	14	14
Police Officer (Traffic)	2	2	2	2	2	2
Police Recruit Officer	0	0	0	0	0	0
Parking Control	0.7	0.7	0.7	0.7	0.7	0.7
Investigative Services						
Detective Sergeant	1	1	1	1	1	1
Sr Police Officer/Detective (c)	1					
Police Corporal (Detective) (c)		1	1	1	1	1
Police Officer (Detective)	3	3	4	4	4	4
Administrative Assistant	1	1	1	1	1	1
Police Support Services						
Chief of Police	1	1	1	1	1	1
Captain	1	1	1	1	1	1
Lieutenant	1	1	1	1	1	1
Sergeant (Administrative)	1	1	1	1	1	1
Police Administrative Support Services Manager	1	1	1	1	1	1
Management Assistant	1	1	1	1	1	1
Police Communications						
Dispatcher/Jailer	8	8	8	8	8	8
Police Records						
Police Records Supervisor	1	1	1	1	1	1
Police Records Clerk	2	2	2	2	2	2
Part-Time Police Aide	2.0	2.0	2.0	2.0	2.0	2.0
Part-Time Police Records Clerk	0.5	0.5	0.5	0.5	0.5	0.5
Emergency/Disaster Services						
Emergency Management Coordinator	1.0	1.0	1.0	1.0	1.0	1.0
Total FTE Positions:	53.2	53.2	53.2	53.2	53.2	53.2



FTE Schedule (cont.)

**City of Signal Hill
Personnel Summary by Department
Full Time Equivalent Positions**

Department	Budget FTE 2023-24	Budget FTE 2024-25	Budget FTE 2025-26	Current FTE 2025-26	Proposed FTE 2026-27	Proposed FTE 2027-28
Parks, Recreation, and Library Services						
Library						
City Librarian	1	1	1	1	1	1
Librarian	1	1	1	1	1	1
Part-Time Library Aide	3.3	3.3	3.3	3.3	3.3	3.3
Part-Time Library Specialist	0.9	0.9	2.05	2.05	2.05	2.05
Community Services						
Parks, Recreation & Library Services Director	1	1	1	1	1	1
Deputy Parks, Recreation & Library Services Director (d)		1	1	1	1	1
Community Services Manager	1					
Management Assistant	1	1	2	2	2	2
Administrative Assistant	1	1	0	0	0	0
Recreation Coordinator	1	1	2	2	2	2
Senior Recreation Specialist	1	1	0	0	0	0
Part-Time Recreation Specialist	1.25	1.25	1.25	1.25	1.25	1.25
Part-Time Recreation Leader	2.1	2.35	2.35	2.35	2.35	2.35
Recreation						
Recreation Coordinator	1	0	1	1	1	1
Senior Recreation Specialist (k)	1	2	1	1	1	1
Recreation Supervisor (k)		1	1	1	1	1
Part-Time Recreation Specialist	2.50	2.75	3.02	3.02	3.02	3.02
Part-Time Recreation Leader	5.5	5.5	5.5	5.5	5.5	5.5
Total FTE Positions:	25.55	27.05	28.47	28.47	28.47	28.47
Public Works						
Engineering Department						
Public Works Director	1	1	1	1	1	1
Contract Services Manager	1	1	1	1	1	1
Management Assistant	1	0	1	1	1	1
Associate Engineer	1	1	1	1	1	1
Public Works Inspector	1	1	1	1	1	1
Engineering Technician (I)	1	1				
Management Analyst (I)		1	1	1	1	1
Part-Time Management Analyst	0.5	0.75	0.75	0.75	0.75	0.75



FTE Schedule (cont.)

**City of Signal Hill
Personnel Summary by Department
Full Time Equivalent Positions**

<u>Department</u>	Budget FTE 2023-24	Budget FTE 2024-25	Budget FTE 2025-26	Current FTE 2025-26	Proposed FTE 2026-27	Proposed FTE 2027-28
City Yard						
Deputy Director of Public Works	1	1	1	1	1	1
Public Works Superintendent	1	1	1	1	1	1
Administrative Assistant (m)	1	1	1			
Management Assistant (m)				1	1	1
Public Works Maintenance Supervisor	1	1	1	1	1	1
Senior Maintenance Worker	5	5	5	5	5	5
Maintenance Worker	3	5	5	5	5	5
Fleet Services Supervisor	1	1	1	1	1	1
Part-Time Maintenance Worker (Fleet)	0.5	0.5	0.5	0.5	0.5	0.5
Account Specialist II (Water) (n)	1	1	1			
Senior Account Specialist (Water) (n)				1	1	1
Water Systems Superintendent	1	1	1	1	1	1
Water Systems Operator I	3	2	2	2	2	2
Water Systems Operator II	1					
Senior Water Systems Operator (o)	2	3	3	2	2	2
Water Systems Supervisor (o)				1	1	1
Maintenance Worker (Water)	2	3	3	3	3	3
Total FTE Positions:	30.0	32.25	32.25	32.25	32.25	32.25
Grand Total	128.70	135.80	136.72	136.72	136.72	136.72

- (a) Currently under-filled as Accounting Manager
- (b) Temporary over-fill in FY 24-25 as Deputy Director for retirement
- (c) As of FY 24-25, Senior Police Officer classified as Police Corporal
- (d) Currently under-filled as Community Services Manager
- (e) Currently under-filled as Communications Specialist
- (f) As of FY 24-25, Senior Deputy City Clerk classified as Assistant City Clerk
- (g) As of FY 24-25, Accountant classified as Senior Accountant
- (h) As of FY 24-25, Senior Account Specialist classified as Management Analyst
- (i) As of FY 24-25, Assistant Planner position added
- (j) As of FY 25-26, Code Enforcement Officer classified as full-time
- (k) As of FY 24-25, Senior Recreation Specialist classified as Recreation Supervisor
- (l) As of FY 24-25, Engineering Technician classified as Management Analyst
- (m) As of FY 25-26, Administrative Assistant classified as Management Assistant
- (n) As of FY 25-26, Account Specialist classified as Senior Account Specialist
- (o) As of FY 25-26, Senior Water Systems Operator classified as Water Systems Supervisor
- (p) As of FY 24-25, Deputy City Manager's Allocation is split 50% in Executive Administration and 50% in PRL
- (q) as of FY 26-27, Assistant to the City Manager/Economic Development Manager classified as Assistant to the City Manager

Budget - Originally Adopted FTEs



FY 2025-26 Fund Balance Roll-Forward

Fund No.	Fund	Audited Fund Balance 7/1/25	FY25-26 Projected Revenue	FY25-26 Projected Operating Expenditures	FY25-26 Revenue Over Expenditures	FY25-26 Projected Capital Outlay	FY25-26 Projected Transfers In	FY25-26 Projected Transfers Out	FY25-26 Projected Net Transfers	Projected Fund Balance 6/30/26
100	General Fund Nonspendable	9,985,100								9,985,100
	General Fund Unassigned									
100	General Fund Unassigned	30,711,546	38,847,620	34,249,798	4,597,822	310,000	1,070,216	1,745,938	(675,722)	30,686,044
	General Fund Committed for Contingencies									
100	Capital Improvement	-								-
100	Police - General Reserve	-								-
100	Debt service - Lease Revenue Bonds	2,989,270								2,989,270
110	Economic Uncertainties Reserve	5,813,093					82,771	-	82,771	7,609,161
111	Land & Building Reserve	1,420,551					-	863,834	(863,834)	556,717
112	Equipment & Furniture Reserve	193,748					100,000	-	100,000	293,748
113	Capital Improvement Reserves	5,525,703					123,167	1,829,036	(1,705,869)	5,220,588
114	Insurance Reserve	1,000,000					-	-	-	1,000,000
115	PERS Reserve	3,423,009					-	-	-	3,423,009
116	OPEB Reserve Fund	1,521,444					-	-	-	1,521,444
117	Park Reserve Fund	1,141,121					500,000	123,167	376,833	1,017,954
118	Police Radio/System Reserve	1,476,256					100,000	493,489	(393,489)	1,082,767
119	Civic Center Master Plan Reserve	14,023,229					-	1,680,139	(1,680,139)	12,343,090
120	100th Anniversary Reserve Fund	-					-	-	-	-
121	General Plan Update Reserve	215,257					50,000	10,000	40,000	255,257
122	Economic Development Reserve	1,183,150					-	-	-	1,183,150
123	Workforce Innovation Reserve	1,228,041					-	-	-	1,828,041
124	Facility Reserve Fund	651,450					150,000	-	150,000	1,200,000
125	Art Reserve Fund	350,000					100,000	30,000	70,000	445,000
198	NPDES Trash Reserve	1,456					-	1,456	(1,456)	-
	Total Committed Reserve Funds	42,156,778	-	-	-	-	1,205,938	5,031,120	(3,825,182)	41,969,197
	General Fund Grand Total	82,853,424	38,847,620	34,249,798	4,597,822	310,000	2,276,154	6,777,058	(4,500,905)	82,640,341
	Special Revenue Funds									
201	CDBG	12,996	10,650	10,650	-	-	-	6,960	(6,960)	6,036
202	Prop A	994,405	321,190	389,257	(68,067)	-	-	-	-	926,338
203	Prop C	602,252	260,996	-	260,996	-	-	22,000	(22,000)	841,248
204	Park Development Impact Fee	277,667	2,626	-	2,626	-	-	50,000	(50,000)	230,293
205	TDA	-	-	-	-	-	-	-	-	-
221	Housing Impact	828,787	18,279	-	18,279	-	-	-	-	847,066
223	Housing Authority	7,993,469	211,810	13,733	198,077	-	540,000	-	540,000	8,731,546
224	Civic Center Phase II	9	-	-	-	-	-	-	-	9
225	Lease Revenue Bonds	-	-	-	-	-	-	-	-	-
230	Special Gas Tax	2,070,196	368,362	-	368,362	-	-	250,000	(250,000)	2,188,558
232	Air Quality Improvement	41,768	15,467	-	15,467	-	-	56,000	(56,000)	1,235
233	Traffic Development Impact Fee	921,513	3,282	-	3,282	-	-	77,921	(77,921)	846,874
234	Pipeline Removal	2,462,876	53,668	-	53,668	-	-	72,871	(72,871)	2,443,673
235	MTA - STP	28,024	-	-	-	-	-	28,024	(28,024)	-
236	Measure R	84,904	186,360	-	186,360	-	-	80,706	(80,706)	190,558
237	Measure M	545,359	221,255	-	221,255	-	-	-	-	766,614
238	RMRA (SB1)	999,261	312,273	-	312,273	-	-	379,848	(379,848)	931,686
239	Measure W	236,830	290,059	-	290,059	-	-	234,000	(234,000)	292,889
240	Capital Grants Fund	-	918,550	-	918,550	-	-	918,550	(918,550)	-
241	Planning Grants	-	-	-	-	-	-	-	-	-
242	Measure A	-	-	-	-	-	-	-	-	-
243	Prop 68 - Parks and Recreation	55	-	-	-	-	-	-	-	55
260	Lighting and Landscape	101,305	106,564	108,736	(2,172)	-	-	-	-	99,133
270	Public Safety Grants	-	-	-	-	-	-	-	-	-
271	Asset Seizure Fund-Federal	27,950	-	-	-	-	-	-	-	27,950
272	LA Impact Fund	-	-	-	-	-	-	-	-	-
273	DOJ Grant	-	-	-	-	-	-	-	-	-
274	Asset Seizure - State	-	-	-	-	-	-	-	-	-
275	State Police Grant Fund	-	100,000	100,000	-	-	-	-	-	-
277	Supplemental Law Enforcement (SLESF)	-	186,159	186,159	-	-	-	-	-	-
280	American Rescue Plan Act (ARPA)	-	-	-	-	-	-	-	-	-
281	California Arts Council Grant	-	1,546,658	-	1,546,658	-	-	1,546,658	(1,546,658)	-
550	Water Development Impact Fee	1,101,067	24,897	-	24,897	-	-	-	-	1,125,964
	Total Special Revenues Funds	19,330,693	5,159,105	808,534	4,350,571	-	540,000	3,723,538	(3,183,538)	20,497,725
400	Capital Improvements	400,002	-	-	-	7,536,874	7,536,874	-	7,536,874	400,002
	Total Capital Projects Funds	400,002	-	-	-	7,536,874	7,536,874	-	7,536,874	400,002
500	Water Operations	10,582,982	8,131,465	6,897,018	1,234,447	1,232,238	79,742	-	79,742	10,664,934
510	Water Depreciation	1,278,738	-	-	-	-	-	-	-	1,278,738
	Total Enterprise Funds *	11,861,720	8,131,465	6,897,018	1,234,447	1,232,238	79,742	-	79,742	11,943,672
601	Vehicle Replacement Fund	1,820,060	928,517	570,561	357,956	371,000	67,827	-	67,827	1,874,843
	Total Internal Service Fund *	1,820,060	928,517	570,561	357,956	371,000	67,827	-	67,827	1,874,843
701	Spring Street JPA	-	6,000	6,000	-	-	-	-	-	-
	Total Fiduciary Fund	-	6,000	6,000	-	-	-	-	-	-
	Grand Total	116,265,899	53,072,707	42,531,912	10,540,795	9,450,112	10,500,597	10,500,597	-	117,356,583

* Budget presentation of these funds include the cash balance as the starting fund balance. Revenue and Expenditures are presented on a modified cash basis including debt service
 * This budget does not take into account capitalization of assets & depreciation expense



FY 2026-27 Fund Balance Roll-Forward

Fund No.	Fund	Projected Fund Balance 7/1/26	FY26-27 Proposed Revenue	FY26-27 Proposed Operating Expenditures	FY26-27 Revenue Over Expenditures	FY26-27 Proposed Capital Outlay	FY26-27 Proposed Transfers In	FY26-27 Proposed Transfers Out	FY26-27 Proposed Net Transfers	Proposed Fund Balance 6/30/27
100	General Fund Nonspendable	9,985,100								9,985,100
	General Fund Unassigned									
100	General Fund Unassigned	30,686,044	37,878,346	37,471,319	407,027	140,000	834,344	988,371	(154,027)	30,799,044
	General Fund Committed for Contingencies									
100	Capital Improvement	-								-
100	Police - General Reserve	-								-
100	Debt service - Lease Revenue Bonds	2,989,270								2,989,270
110	Economic Uncertainties Reserve	7,609,161								7,609,161
111	Land & Building Reserve	556,717					338,371		338,371	895,088
112	Equipment & Furniture Reserve	293,748								293,748
113	Capital Improvement Reserves	5,220,588						1,648,349	(1,648,349)	3,572,239
114	Insurance Reserve	1,000,000								1,000,000
115	PERS Reserve	3,423,009								3,423,009
116	OPEB Reserve Fund	1,521,444								1,521,444
117	Park Reserve Fund	1,017,954								1,017,954
118	Police Radio/System Reserve	1,082,767						338,094	(338,094)	744,673
119	Civic Center Master Plan Reserve	12,343,090						5,945,333	(5,945,333)	6,397,757
121	General Plan Update Reserve	255,257								255,257
122	Economic Development Reserve	1,183,150								1,183,150
123	Workforce Innovation Reserve	1,828,041								1,828,041
124	Facility Reserve Fund	1,200,000						191,000	(191,000)	1,009,000
125	Art Reserve Fund	445,000					25,000	375,000	(350,000)	95,000
198	NPDES Trash Reserve	-								-
	Total Committed Reserve Funds	41,969,197	-	-	-	-	363,371	8,497,776	(8,134,405)	33,834,792
	General Fund Grand Total	82,640,341	37,878,346	37,471,319	407,027	140,000	1,197,715	9,486,147	(8,288,432)	74,618,936
	Special Revenue Funds									
201	CDBG	6,036	221,208	-	221,208	-	-	211,208	(211,208)	16,036
202	Prop A	926,338	324,132	430,213	(106,081)	-	-	-	-	820,257
203	Prop C	841,248	263,437	-	263,437	-	-	345,000	(345,000)	759,685
204	Park Development Impact Fee	230,293	482,869	-	482,869	-	-	130,000	(130,000)	583,162
205	TDA	-	-	-	-	-	-	-	-	-
221	Housing Impact	847,066	18,279	-	18,279	-	-	-	-	865,345
223	Housing Authority	8,731,546	167,656	19,973	147,683	-	620,000	-	620,000	9,499,229
224	Civic Center Phase II	9	-	-	-	-	-	-	-	9
225	Lease Revenue Bonds	-	-	-	-	-	-	-	-	-
230	Special Gas Tax	2,188,558	380,285	-	380,285	-	-	1,050,000	(1,050,000)	1,518,843
232	Air Quality Improvement	1,235	15,467	-	15,467	-	-	-	-	16,702
233	Traffic Development Impact Fee	846,874	230,405	-	230,405	-	-	721,452	(721,452)	355,827
234	Pipeline Removal	2,443,673	53,668	-	53,668	-	-	-	-	2,497,341
235	MTA - STP	-	-	-	-	-	-	-	-	-
236	Measure R	190,558	188,191	-	188,191	-	-	350,000	(350,000)	28,749
237	Measure M	766,614	223,330	-	223,330	-	-	650,000	(650,000)	339,944
238	RMRA (SB1)	931,686	333,695	-	333,695	-	-	530,000	(530,000)	735,381
239	Measure W	292,889	1,351,309	-	1,351,309	-	-	1,341,250	(1,341,250)	302,948
240	Capital Grants Fund	-	8,097,545	-	8,097,545	-	-	8,097,545	(8,097,545)	-
241	Planning Grants	-	-	-	-	-	-	-	-	-
242	Measure A	-	225,000	-	225,000	-	-	225,000	(225,000)	-
243	Prop 68 - Parks and Recreation	55	-	-	-	-	-	-	-	55
260	Lighting and Landscape	99,133	108,695	119,760	(11,065)	-	-	-	-	88,068
270	Public Safety Grants	-	-	-	-	-	-	-	-	-
271	Asset Seizure Fund-Federal	27,950	-	-	-	-	-	-	-	27,950
272	LA Impact Fund	-	-	-	-	-	-	-	-	-
273	DOJ Grant	-	-	-	-	-	-	-	-	-
274	Asset Seizure - State	-	-	-	-	-	-	-	-	-
275	State Police Grant Fund	-	100,000	100,000	-	-	-	-	-	-
277	Supplemental Law Enforcement (SLESF)	-	180,000	180,000	-	-	-	-	-	-
281	California Arts Council Grant	-	3,636,896	-	3,636,896	-	-	3,636,896	(3,636,896)	-
550	Water Development Impact Fee	1,125,964	1,316,795	-	1,316,795	-	-	-	-	2,442,759
	Total Special Revenues Funds	20,497,725	17,918,862	849,946	17,068,916	-	620,000	17,288,351	(16,668,351)	20,898,290
400	Capital Improvements	400,002	-	-	-	24,909,002	24,909,002	-	24,909,002	400,002
	Total Capital Projects Funds	400,002	-	-	-	24,909,002	24,909,002	-	24,909,002	400,002
500	Water Operations	10,664,934	8,100,212	6,439,636	1,660,576	9,365,717	47,782	-	47,782	3,007,575
510	Water Depreciation	1,278,738	-	-	-	-	-	-	-	1,278,738
	Total Enterprise Funds *	11,943,672	8,100,212	6,439,636	1,660,576	9,365,717	47,782	-	47,782	4,286,313
601	Vehicle Replacement Fund	1,874,843	655,259	686,294	(31,035)	-	-	-	-	1,843,807
	Total Internal Service Fund *	1,874,843	655,259	686,294	(31,035)	-	-	-	-	1,843,807
701	Spring Street JPA	-	-	-	-	-	-	-	-	-
	Total Fiduciary Fund	-	-	-	-	-	-	-	-	-
	Grand Total	117,356,583	64,552,679	45,447,195	19,105,484	34,414,719	26,774,499	26,774,498	-	102,047,348

* Budget presentation of these funds include the cash balance as the starting fund balance. Revenue and Expenditures are presented on a modified cash basis including debt service
 * This budget does not take into account capitalization of assets & depreciation expense



FY 2027-28 Fund Balance Roll-Forward

Fund No.	Fund	Projected Fund Balance 7/1/27	FY27-28 Proposed Revenue	FY27-28 Proposed Operating Expenditures	FY27-28 Revenue Over Expenditures	FY27-28 Proposed Capital Outlay	FY27-28 Proposed Transfers In	FY27-28 Proposed Transfers Out	FY27-28 Proposed Net Transfers	Proposed Fund Balance 6/30/28
100	General Fund Nonspendable	9,985,100								9,985,100
	General Fund Unassigned									
100	General Fund Unassigned	30,799,044	38,469,426	38,654,587	(185,161)	200,000	839,087	403,926	435,161	30,849,044
	General Fund Committed for Contingencies									
100	Capital Improvement	-								-
100	Police - General Reserve	-								-
100	Debt service - Lease Revenue Bonds	2,989,270								2,989,270
110	Economic Uncertainties Reserve	7,609,161								7,609,161
111	Land & Building Reserve	895,088								895,088
112	Equipment & Furniture Reserve	293,748								293,748
113	Capital Improvement Reserves	3,572,239						595,506	(595,506)	2,976,733
114	Insurance Reserve	1,000,000								1,000,000
115	PERS Reserve	3,423,009								3,423,009
116	OPEB Reserve Fund	1,521,444								1,521,444
117	Park Reserve Fund	1,017,954								1,017,954
118	Police Radio/System Reserve	744,673					366,251	342,837	23,414	768,087
119	Civic Center Master Plan Reserve	6,397,757						5,000,000	(5,000,000)	1,397,757
121	General Plan Update Reserve	255,257								255,257
122	Economic Development Reserve	1,183,150								1,183,150
123	Workforce Innovation Reserve	1,828,041								1,828,041
124	Facility Reserve Fund	1,009,000								1,009,000
125	Art Reserve Fund	95,000					25,000		25,000	120,000
198	NPDES Trash Reserve	-								-
	Total Committed Reserve Funds	33,834,792	-	-	-	-	391,251	5,938,343	(5,547,092)	28,287,700
	General Fund Grand Total	74,618,936	38,469,426	38,654,587	(185,161)	200,000	1,230,338	6,342,269	(5,111,931)	69,121,844
	Special Revenue Funds									
201	CDBG	16,036	10,000	-	10,000	-	-	-	-	26,036
202	Prop A	820,257	327,123	435,355	(108,232)	-	-	-	-	712,025
203	Prop C	759,685	265,918	-	265,918	-	-	655,000	(655,000)	370,603
204	Park Development Impact Fee	583,162	2,626	-	2,626	-	-	-	-	585,788
205	TDA	-	-	-	-	-	-	-	-	-
221	Housing Impact	865,345	18,279	-	18,279	-	-	-	-	883,624
223	Housing Authority	9,499,229	176,480	12,500	163,980	-	-	-	-	9,663,209
224	Civic Center Phase II	9	-	-	-	-	-	-	-	9
225	Lease Revenue Bonds	-	-	-	-	-	-	-	-	-
230	Special Gas Tax	1,518,843	379,650	-	379,650	-	-	1,050,000	(1,050,000)	848,493
232	Air Quality Improvement	16,702	15,467	-	15,467	-	-	-	-	32,169
233	Traffic Development Impact Fee	355,827	230,405	-	230,405	-	300,000	-	(300,000)	286,232
234	Pipeline Removal	2,497,341	53,668	-	53,668	-	-	-	-	2,551,009
235	MTA - STP	-	-	-	-	-	-	-	-	-
236	Measure R	28,749	190,052	-	190,052	-	-	150,000	(150,000)	68,801
237	Measure M	339,944	225,439	-	225,439	-	-	170,000	(170,000)	395,383
238	RMRA (SB1)	735,381	333,695	-	333,695	-	-	750,000	(750,000)	319,076
239	Measure W	302,948	2,119,654	-	2,119,654	-	-	2,109,595	(2,109,595)	313,007
240	Capital Grants Fund	-	8,831,058	-	8,831,058	-	-	8,831,058	(8,831,058)	-
241	Planning Grants	-	-	-	-	-	-	-	-	-
242	Measure A	-	-	-	-	-	-	-	-	-
243	Prop 68 - Parks and Recreation	55	-	-	-	-	-	-	-	55
260	Lighting and Landscape	88,068	110,869	123,712	(12,843)	-	-	-	-	75,225
270	Public Safety Grants	-	-	-	-	-	-	-	-	-
271	Asset Seizure Fund-Federal	27,950	-	-	-	-	-	-	-	27,950
272	LA Impact Fund	-	-	-	-	-	-	-	-	-
273	DOJ Grant	-	-	-	-	-	-	-	-	-
274	Asset Seizure - State	-	-	-	-	-	-	-	-	-
275	State Police Grant Fund	-	100,000	100,000	-	-	-	-	-	-
277	Supplemental Law Enforcement (SLESF)	-	185,400	185,400	-	-	-	-	-	-
281	California Arts Council Grant	-	-	-	-	-	-	-	-	-
550	Water Development Impact Fee	2,442,759	24,897	-	24,897	-	-	-	-	2,467,656
	Total Special Revenues Funds	20,898,290	13,600,679	856,967	12,743,712	-	-	14,015,653	(14,015,653)	19,626,349
400	Capital Improvements	400,002	-	-	-	19,114,909	19,114,909	-	19,114,909	400,002
	Total Capital Projects Funds	400,002	-	-	-	19,114,909	19,114,909	-	19,114,909	400,002
500	Water Operations	3,007,575	8,099,537	6,098,849	2,000,688	3,847,102	5,175	-	5,175	1,166,336
510	Water Depreciation	1,278,738	-	-	-	-	-	-	-	1,278,738
	Total Enterprise Funds *	4,286,313	8,099,537	6,098,849	2,000,688	3,847,102	5,175	-	5,175	2,445,074
601	Vehicle Replacement Fund	1,843,807	675,614	707,665	(32,052)	-	-	-	-	1,811,756
	Total Internal Service Fund *	1,843,807	675,614	707,665	(32,052)	-	-	-	-	1,811,756
701	Spring Street JPA	-	-	7,500	(7,500)	-	7,500	-	7,500	-
	Total Fiduciary Fund	-	-	7,500	(7,500)	-	7,500	-	7,500	-
	Grand Total	102,047,348	60,845,256	46,325,568	14,519,688	23,162,011	20,357,922	20,357,922	-	93,405,025

* Budget presentation of these funds include the cash balance as the starting fund balance. Revenue and Expenditures are presented on a modified cash basis including debt service
 * This budget does not take into account capitalization of assets & depreciation expense



Funds Summary Overview

General Fund (100)

The General Fund is the operating fund of the City. All general tax revenues and other receipts allocated by law or contractual agreement to other funds are accounted for in this fund. Revenues deposited into the General Fund include, but are not limited to, property tax, sales tax, real property transfer tax, franchise tax, business license tax, oil production tax, transient occupancy tax, NPDES tax, fines and forfeitures, and fees for services. This fund is used to finance most of the City’s basic services including general administration, finance, parks, recreation and library services, community development, public works, and public safety.

Special Revenue Funds

Special Revenue Funds are used to account for revenues derived from specific sources, which are usually required by law or administrative regulation, to be accounted for in a separate fund.

Community Development Block Grant Fund (201)

Enacted through the Housing and Community Development Act of 1974, the Community Development Block Grant (CDBG) Fund receives and disburses CDBG monies for administration, social service programs, and capital projects.

Proposition A Fund (202)

The Transportation Fund receives and disburses the City’s share of the Los Angeles County sales tax of one-half percent (.5%) for public transportation purposes in accordance with “Proposition A.”

Proposition C Fund (203)

The Proposition C Fund receives and disburses the City’s share of the Los Angeles County sales tax increase of one-half percent (.5%) for public transportation purposes in accordance with “Proposition C.” These funds are administered by the Metropolitan Transportation Authority (MTA).



Park Development Impact Fee Fund (204)

The Park Development Fees Fund receives and transfers the impact fees collected from residential and commercial developers under the provisions of the Chapter 21.40 of the Signal Hill Municipal Industrial Code to fund acquisition, industrial improvement, and expansion of park and recreational facilities within the City.

TDA Article III Fund (205)

The TDA Article III Fund receives the City's share of Transportation Development Act (TDA) Article III monies remitted by the Los Angeles County Metropolitan Transportation Authority. Funds are allocated annually on a per capita basis and may be used or placed on reserve to fund eligible projects.

Housing Impact Fee Fund (221)

The Housing Impact Fund receives and transfers the revenue from the sale of new residential properties, as specified in the Hilltop Disposition and Development Agreement, to assist in funding low-income housing developments.

Housing Authority Fund (223)

The Housing Authority Fund is the successor to the Redevelopment Agency Low and Moderate Income Fund (LMI). The Housing Authority is the property manager for Authority-owned properties, monitors affordable housing covenants, and works to develop affordable housing.

Civic Center Phase 2 Library Fund (224)

Funding sources for the design and construction of the Signal Hill Public Library.

Lease Revenue Bond Fund (225)

This fund was established in Fiscal Year 2017-18 to account for the proceeds from the sale of the Signal Hill Municipal Financing Authority's Lease Revenue Bonds (Library Project), Series 2018.

Gas Tax Fund (230)

The Gas Tax Fund receives and disburses the state gasoline tax collected and apportioned to the City in accordance with the provisions of the State of California Streets and Highways Code, Sections 2104, 2105, 2106, 2107, and 2107.5.

Air Quality Improvement Trust Fund (232)

The Air Quality Improvement Trust Fund receives and disburses the revenues apportioned to the City from the Southern California AQMD fees on motor vehicle registrations. These funds are used for programs designed to reduce air pollution from mobile sources.

Traffic Development Impact Fee Fund (233)

The Traffic Impact Fund receives and transfers the impact fees collected from residential and commercial developers under the provisions of Chapter 21.48 of the Signal Hill Municipal Industrial Code to fund the acquisition, improvement and expansion of street, parkway, thoroughfare, intersection, and other traffic and circulation improvements made necessary by certain new development projects.

Pipeline Removal Fund (234)

The Pipeline Removal Fund includes the fees paid by franchisees on idle pipelines for future removal costs.

MTA-STP Grant Fund (235)

The MTA-STP Grant Fund accounts for the receipts and disbursements of grant funds awarded by the Los Angeles County Metropolitan Transportation Authority for eligible capital improvement projects, such as the City’s pavement management program.

Measure R Fund (236)

The Measure R Fund receives and disburses the City’s share of the Los Angeles County sales tax increase of one-half percent (.5%) for traffic improvement transportation projects in accordance with “Measure R.”

Measure M Fund (237)

The Measure M Fund receives and disburses the City’s share of the Los Angeles County sales tax increase of one-half percent (.5%) for traffic improvement transportation projects in accordance with “Measure M,” the Los Angeles County Traffic Improvement Plan. This plan is administrated by the Los Angeles County Metropolitan Transportation Authority (MTA). The one-half of one percent (.5%) Sales Tax within Los Angeles County will increase to one percent (1%) on July 1, 2039, when the Measure R tax of one-half of one percent (.5%) tax imposed by the MTA expires.

Road Maintenance Rehabilitation Account Fund (238)

On April 6, 2017, the Road Recovery and Accountability Act was passed. This legislation provides funding to the City of Signal Hill through Senate Bill 1 and the Highway Users Trust Account (HUTA) revenues. These funds are designated for maintenance and rehabilitation of roadways.



Measure W Fund (239)

The Measure W Fund receives and disburses the City's share of the California parcel tax increase of \$0.025 per square foot of impermeable property for funding projects in accordance with the expenditure plan in an Ordinance amending the District Code establishing the Los Angeles Region, Safe, Clean Water Program. Projects include but are not limited to; increasing stormwater capture and reducing urban runoff pollution which may increase water supply; improve water quality; and provide community investment benefits as defined in the Ordinance. The County Auditor-Controller places the tax on the secured roll, and the County Treasurer and Tax Collector ("Treasurer") will collect the tax.

Capital Grants Fund (240)

The Capital Grants Fund was established to account for grants from external agencies to be used for capital projects.

Planning Grants Fund (241)

The Planning Grants Fund was established to account for grants from external agencies to be used for planning projects.

Measure A Fund (242)

Measure A was drafted to meet current and future park needs, and its content reflects the findings based on the City's Master Plan. Generating more than \$90 million per year for the county's local parks, beaches, and open space areas, Measure A is an annual parcel tax of 1.5 cents per square foot of improved property and includes both formula-based allocations to Study Areas and competitive grants that are open to public agencies, non-profit organizations, and schools. Unlike Proposition A, Measure A does not have an expiration date.

Prop 68 – Parks and Recreation Fund (243)

Prop 68 (the California Drought, Water, Parks, Climate, Coastal Protection, and Outdoor Access for All Act of 2018) authorized \$4 billion in general obligation bonds for state and local parks, environmental protection projects, water infrastructure projects, and flood protection projects. These funds will be distributed through grant programs administered by a number of agencies and organizations, including the San Gabriel and Lower Los Angeles Rivers and Mountains Conservancy and the Ocean Protection Council.

Lighting and Landscape Maintenance District #1 Fund (260)

The Lighting and Landscape Maintenance District #1 Fund accounts for all financial activity related to the City's landscape and lighting district. Revenues include assessments to property owners within the district and expenditures that relate to the maintenance and upkeep of the district.

Public Safety Grants (270)

The Public Safety Grant Funds program provides a consolidated overview of funding opportunities designed to strengthen public safety. These include the Urban Area Security Initiative (UASI), which supports high-threat, high-density urban areas in building and sustaining the capabilities needed to prevent, protect against, mitigate, respond to, and recover from acts of terrorism, the State Homeland Security Program, which funds the purchase of equipment to enhance the protection of critical facilities, as well as staff training that supports mitigation and response efforts related to terrorism incidents, as well as other grants.

Asset Seizure Grants – Federal Fund (271)

The Department of Justice Asset Forfeiture Program encompasses the seizure and forfeiture of assets that represent the proceeds of or were used to facilitate federal crimes.

L.A. Impact Grant Fund (272)

The Los Angeles Interagency Metropolitan Police Apprehension Crime Task Force (L.A. IMPACT) grant funds provide for a compilation of numerous federal, state and local law enforcement agencies in Los Angeles County whose primary focus is to investigate major crimes, with an emphasis on dismantling mid to major level drug trafficking organizations.

Asset Seizure Fund - State (274)

The Asset Seizure Fund accounts for the portion of seized monies and property returned to the City for narcotic enforcement and other related activities, pursuant to Federal and State asset forfeiture laws.

State Police Grants Fund (275)

The DUI Checkpoint Grant Fund receives and disburses monies awarded to the City by the State of California Office of Traffic Safety for public safety overtime related to the enforcement of California's DUI laws.

Supplemental Law Enforcement Fund (277)

The Supplemental Law Enforcement Fund accounts for the receipts and disbursements of monies awarded to the City under the Citizens Option for Public Safety program (otherwise known as COPS). The grant was established by State Assembly Bill (AB) 3229 and is appropriated through its Supplemental Law Enforcement Fund.

California Arts Council Grant Fund (281)

On October 18, 2022, Senator Lena A. Gonzalez presented the City with \$5 million in state funds for the Signal Hill outdoor amphitheater project. These funds are held in the California Arts Council Grant Special Revenue Fund, which is used exclusively to account for the costs associated with the amphitheater's renovation and redesign.

Water Development Impact Fee Fund (550)

The Water Development Fund receives and transfers the impact fees collected from residential and commercial developers, under the provisions of the Signal Hill Municipal Code Chapter section 21.44, to fund the reasonable costs of constructing new water facilities made necessary by development projects.

Capital Project Funds

Capital Improvement Projects (CIP) Fund (400)

Capital Projects Funds are used to account for financial resources for capital outlay expenditures, including the acquisition or construction of capital facilities and other capital assets.

Enterprise Funds

Water Enterprise Fund (500)

The Water Enterprise Fund accounts for all financial activity relative to the purchase, production, storage, and distribution of water used by the community, as well as the maintenance, repair, and replacement of related equipment and pipelines. Revenues consist primarily of water sales.

Water Depreciation Reserve Fund (510)

The Water Depreciation Reserve Fund is reserved for the future replacement of the City Water Department's equipment used for the production, storage, and distribution of water used by the community.

Internal Service Funds

Vehicle Replacement Fund (601) The Garage Internal Service Fund accounts for the furnishing of vehicle and equipment services to the departments within the City. Costs of materials and services used are accumulated in this fund and charged to the user departments as such vehicles and equipment are used or services rendered.

Description of Reserve Funds

The City retains Special Reserve Funds that are used to plan for replacement or improvement of current assets, or to provide stability due to unforeseen economic events.

Economic Uncertainties Reserve Fund (110)

The Economic Uncertainties Reserve Fund is reserved for use in the case of an unforeseen economic event, such as a major sales tax producer going out of business, relocating, or temporarily out of business. This reserve is now classified as a Type I reserve created to prepare for the future, unpredictable adverse events such as recessions, which are the most prevalent source of financial instability for local governments.

Land and Building Reserve Fund (111)

The Land and Building Reserve Fund is reserved to fund future land and building purchases for the expansion of public facilities.

Equipment Reserve Fund (112)

The Equipment Reserve Fund is reserved for the future replacement of the City's computers and associated printers, scanners and displays, telephone system, and copiers.

Capital Improvement Fund (113)

The Capital Improvement Fund is reserved to contribute to the General Fund's portion of Capital Projects, primarily the pavement management program and major street projects.

Insurance Reserve Fund (114)

The Insurance Reserve Fund is reserved to level the effect of the rising cost of general liability and workers' compensation insurance and to provide funds, should insurance losses occur.

PERS Reserve Fund (115)

The PERS Reserve Fund is reserved to level the effect of the City's PERS liability cost.

OPEB Reserve Fund (116)

The Other Post-Employment Benefits (OPEB) Reserve Fund is reserved to level the effect of other post-employment benefits liabilities as required by GASB 45/75.

Park Reserve Fund (117)

The Park Reserve Fund is reserved to assist in providing matching funds for possible requirements of grants.

Police Radio/System Reserve Fund (118)

The Police Radio Reserve Fund is reserved for the future replacement of the City Police Department's communication equipment and technology.

Civic Center Master Plan Reserve (119)

The Library/Civic Center Reserve Fund is reserved to fund future redevelopment of the Civic Center Campus.

100th Anniversary Reserve Fund (120)

The 100th City Anniversary Reserve Fund was to accumulate reserve funds that were used to host celebration events during the City's 100th anniversary of incorporation in fiscal year 2023-24.

General Plan Update Reserve Fund (121)

The General Plan Reserve Fund is being funded \$50,000 a year to help fund the updates to the components of the General Plan.

Economic Development Reserve Fund (122)

The Economic Development Reserve Fund was established to promote economic growth in the City.

Workforce Innovation Reserve Fund (123)

The Workforce Innovation Reserve is reserved to fund future expenditures related to enhancing or augmenting the City's workforce.

Facility Reserve Fund (124)

The newly created Facility Reserve Fund was established to proactively address the ongoing and future maintenance needs of public facilities across the City.

Art Reserve Fund (125)

The newly created Art Reserve Fund was established to secure funding availability for the development and installation of public art initiatives. The city funds this reserve with \$25,000 on a yearly basis when possible.

DESCRIPTION OF REVENUES

The City of Signal Hill receives revenue from a wide variety of sources. The following summary of the revenues will provide the reader with insight into these sources, as well as provide a foundation for the budget estimates.

General Fund (100)

Property Tax

Property taxes, in the State of , are administered at the county level for all local agencies, and consist of secured, unsecured, and utility tax rolls.

Sales and Use Tax

In accordance with the California Revenue and Taxation Code and the Bradley-Burns Uniform Local Sales Use Tax Law of 1955, the State of California imposes Sales and Use Tax on the taxable sales within the City. The City receives 1% of the Sales and Use Taxes collected, with the remaining portion shared by the State, County, and Transportation District. On November 3, 2020, the Signal Hill residents voted in Measure (Signal Hill) R (SHR), a new $\frac{3}{4}$ cent per dollar (0.75%) general transactions and use (sales) tax or district tax to be used to fund local services and repair and maintain local infrastructure and facilities within Signal Hill. Sellers are required to report and pay the applicable district taxes for their taxable sales and purchases.

Traffic Safety

This fund includes the City's portion of revenues from fines for violation of the California Vehicle Code. These funds are used for public safety expenditures.

Franchise Fees

This is revenue received for the right to use public property for oil and gas lines in the streets, on poles, and overhead lines for public utilities, and for the exclusive right to provide water, cable television, or refuse collection services.

Business License Tax

This is revenue from businesses and occupations that must be licensed prior to operating in the City. A provision for construction contractors allows for the purchase of a business license for either six or twelve months.

Oil Production Taxes

This is revenue from the per barrel levy on oil production. The rate is adjusted annually based on changes in the Producer Price Index for Crude Oil Production.

Transient Occupancy Taxes

The City of Signal Hill Municipal Code authorizes the City to levy a tax for the privilege of occupying lodgings on a transient basis for thirty consecutive calendar days or less.

Dog Licenses

The City of Long Beach Animal Control Bureau issues licenses for the City of Signal Hill.

Building, Plumbing, and Electrical Permits

The Community Development Department, within the Planning and Building Safety programs, issues building, plumbing, electrical, and other types of building permits for the construction of residential and commercial/industrial structures to ensure Code compliance.

Alarm System Permit

Revenue from issuance of alarm system permits for residential and commercial buildings.

Fines and Forfeitures

The California Vehicle Code and the City of allow for the imposition of civil penalties for parking violations. Parking penalties are collected by the City. Fines assessed for moving violations of the California Vehicle Code and non-parking violations of the City of are collected by the Los Angeles County Municipal Court and partially remitted to the City. The City's towing service collects fines for police impound and towing fees. Additionally, the City independently collects revenue through code enforcement fines.

False Alarms

Revenue generated from police response to false alarms for residences and businesses.

Interest on Investments

The City of Signal Hill invests idle funds in various instruments allowed under the City's Investment Policy, which is governed by State law and reviewed annually by the City Council. Investment earnings are allocated to various funds on the basis of proportionate cash balances.

Rents and Concessions

Fees are charged for the use of City land, buildings, and equipment. Revenue is also generated from commissions from telephone and vending machine use.

Royalties

These are revenues generated from royalties earned on subsurface oil and gas leases.

Intergovernmental – State

This includes revenues that are collected by the State and returned to the City and reimbursement for State programs. Some of the revenues remitted from the State are Motor Vehicle In-Lieu Tax, POST Reimbursement, and Homeowners' Property Tax Exemption.

Intergovernmental – County

The County of Los Angeles remits one-half of the Documentary Transfer Tax collected by the County Recorder when property changes ownership.

Charges for Current Service

Administration - Fees are collected for elections.

Parks and Recreation – Fees are charged for special interest classes, sports leagues, community services events and excursions.

Library Fees and Fines – Fees and fines are charged for overdue or lost books and materials, as well as revenue from the sale of books.

Finance - Fees are charged for the processing of business licenses.

Planning and Building Safety – Fees and Developer Deposits are collected for services such as City and consultant staff time for development review, plan checks, building permits, and inspections.

Police - Fees are collected for bookings and vehicle impounds.

Other Revenue

These revenues include recovery of mandated costs, sale of property, insurance refunds, and other reimbursements, private contributions or grants.

Fund Transfers

Fund transfers from special revenue funds or reserve funds to cover general fund expenditures to be reimbursed from these funds.

Community Development Block Grant Fund (201)

This fund includes grant funds received from the Federal Community Development Block Grant (CDBG) programs that are administered by the Los Angeles County Community Development Commission. These funds are used for social services, capital improvements, and the administration of these programs.

Proposition A Fund (202)

This fund includes the City’s allocation of the ½ cent Los Angeles County Transportation tax. The allocation is based on population and sales tax ratio and must be used for public transportation purposes. These funds are used to fund Recreational Transportation, the Bus Fare Subsidy, Dial-A-Ride, and bus stop maintenance programs.



Proposition C Fund (203)

Revenues from the City's share of the Los Angeles County sales tax increase of one half percent (.5%) for public transportation purposes in accordance with Proposition C, administered by the Metropolitan Transportation Authority (MTA).

Park Development Impact Fee Fund (204)

This fund includes impact fees collected from residential and commercial developers, under the provisions of the Chapter 21.40 of the Signal Hill Municipal Code, to fund acquisition, industrial improvement and expansion of park and recreational facilities within the City.

Housing Impact Fund (221)

This fund includes the revenue from the sale of new residential properties, as specified in the Hilltop Disposition and Development Agreement, to assist in funding low-income housing developments.

Gas Tax Fund (230)

This fund includes the City's allocation of gasoline tax revenues pursuant to Sections 2105, 2106, 2107, and 2107.5 of the California Streets and Highways Code. These funds are used to reimburse the General Fund for street maintenance and repairs.

Air Quality Improvement Trust Fund (232)

This fund is used to support the South Coast Air Quality Management District's (SCAQMD) programs to reduce air pollution from motor vehicles. The funds are the result of an additional tax on motor vehicle registration.

Traffic Development Impact Fee Fund (233)

This fund includes impact fees collected from residential and commercial developers under the provisions of the 21.48 of the Signal Hill Municipal Industrial Code to fund the acquisition, improvement, and expansion of street, parkway, thoroughfare, intersection, and other traffic and circulation improvements made necessary by certain new development projects.

Pipeline Removal Fund (234)

This fund includes the fees paid by franchisees on idle pipelines for future removal costs.

MTA-STP Grant Fund (235)

This fund receives grant funds awarded by the Los Angeles County Metropolitan Transportation Authority for eligible capital improvement projects, such as the City's pavement management program.

Measure R Fund (236)

A ½ cent sales tax for traffic improvement transportation projects was approved by Los Angeles County voters in November 2008. These funds are administered by the Metropolitan Transportation Authority (MTA).

Measure M Fund (237)

The Measure M Fund receives and disburses the City’s share of the Los Angeles County sales tax increase of one half percent (.5%) for traffic improvement transportation projects in accordance with “Measure M,” the Los Angeles County Traffic Improvement Plan. This plan is administrated by the Los Angeles County Metropolitan Transportation Authority (MTA). The one-half of one percent (.5%) Sales Tax within Los Angeles County will increase to one percent (1%) on July 1, 2039, when the Measure R tax of one-half of one percent (.5%) tax imposed by the MTA expires.

Road Maintenance Rehabilitation Account Fund (238)

On April 6, 2017, the Road Recovery and Accountability Act was passed. This legislation provides funding to the City of Signal Hill through Senate Bill 1 and the Highway Users Trust Account (HUTA) revenues. These funds are designated for maintenance and rehabilitation of roadways.

Measure W Fund (239)

The Measure W Fund receives and disburses the City’s share of the California parcel tax increase of \$0.025 per square foot of impermeable property for funding projects in accordance with the expenditure plan in an Ordinance amending the District Code establishing the Los Angeles Region, Safe, Clean Water Program. Projects include but are not limited to; increasing stormwater capture and reducing urban runoff pollution which may increase water supply; improve water quality; and provide community investment benefits as defined in the Ordinance. The County Auditor-Controller place the tax on the secured roll, and the County Treasurer and Tax Collector (“Treasurer”) will collect the tax.

Measure A Fund (242)

Measure A was drafted to meet current and future park needs, and its content reflects the findings based on the City’s Master Plan. Generating more than \$90 million per year for the county’s local parks, beaches, and open space areas, Measure A is an annual parcel tax of 1.5 cents per square foot of improved property, and includes both formula-based allocations to Study Areas and competitive grants that are open to public agencies, non-profit organizations, and schools. Unlike Proposition A, Measure A does not have an expiration date.

Prop 68 – Parks and Recreation Fund (243)

Prop 68 (the California Drought, Water, Parks, Climate, Coastal Protection, and Outdoor Access for All Act of 2018) authorized \$4 billion in general obligation bonds for state and local parks, environmental protection projects, water infrastructure projects, and flood protection projects. These funds will be distributed through grant programs administered by a number of agencies and organizations, including the San Gabriel and Lower Los Angeles Rivers and Mountains Conservancy and the Ocean Protection Council.

Lighting and Landscape Maintenance District #1 Fund (260)

Property owners in the Lighting and Landscape Maintenance District (commonly known as the California Crown Development) are assessed to pay for the expenditures necessary to maintain the community lighting and landscaping located within the district. The assessment is billed by the County of Los Angeles as part of the annual property tax bill.

Asset Seizure Federal (271) and State (274) Funds

In accordance with Federal and State asset forfeiture laws, the City of Signal Hill receives funds from assets seized in criminal activities. These funds must be used for Federal and State approved police expenditures.

Supplemental Law Enforcement Fund (277)

Revenues received from AB3229 providing additional law enforcement support.

California Arts Council Grant Fund (281)

Revenue of \$5 million in state funds for the Signal Hill outdoor amphitheater project is held in the California Arts Council Grant Special Revenue Fund, which is used exclusively to account for the costs associated with the amphitheater’s renovation and redesign.

Water Fund (500)

The Water Fund receives the majority of its revenues from the sale of water. However, additional revenues are received for new service meters and installations and other service charges.

Water Development Impact Fee Fund (550)

This fund includes impact fees collected from residential and commercial developers, under the provisions of the 21.44 Signal Hill Municipal Industrial Code, to fund the reasonable costs of constructing new water facilities made necessary by development projects.

Vehicle Replacement Fund (601)

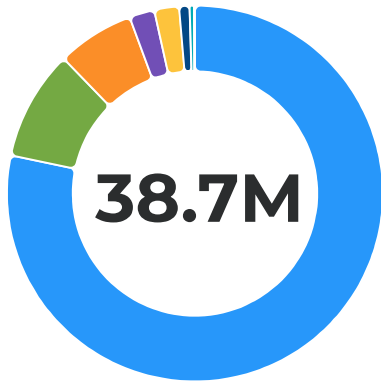
The Vehicle Replacement Fund charges the appropriate departments for maintenance and replacement of the City vehicles and major equipment. Additionally, the Vehicle Replacement Fund receives revenues from the proceeds of retired vehicles and equipment that are sold for surplus.



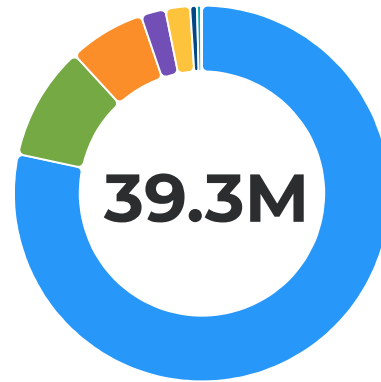
General Fund Financial Summary

Revenues by Category

FY27 Revenues by Category



FY28 Revenues by Category



● Taxes	\$30,292,390	78.25%
● Investment Income	\$3,660,322	9.46%
● Charges for Services	\$2,578,539	6.66%
● Transfer In	\$834,344	2.16%
● Licenses and Permits	\$827,875	2.14%
● Other Revenue	\$346,970	0.90%
● Fines and Forfeitures	\$143,000	0.37%
● Intergovernmental Revenues	\$29,250	0.08%

● Taxes	\$30,806,747	78.37%
● Investment Income	\$3,849,145	9.79%
● Charges for Services	\$2,584,739	6.58%
● Transfer In	\$839,087	2.13%
● Licenses and Permits	\$834,575	2.12%
● Other Revenue	\$221,970	0.56%
● Fines and Forfeitures	\$143,000	0.36%
● Intergovernmental Revenues	\$29,250	0.07%

Revenues by Category

Category	Account ID	FY 2025 Actuals \$	FY 2026 Current Budget \$	FY 2026 Projected \$	2027 Proposed \$	2028 Proposed \$
Other Revenue						
Other Revenue	100-37-4100	744,498.87	380,358.11	380,358.00	346,970.00	221,970.00
Recovery of Mandated Costs	100-37-4500	32.28	-	-	-	-
Cash - Over or Short	100-37-4890	-218.45	-	-	-	-
Total Other Revenue		744,312.70	380,358.11	380,358.00	346,970.00	221,970.00
Taxes						
Secured Property Taxes	100-31-4101	830,185.63	850,131.00	850,131.00	911,725.00	916,563.00
Unsecured Property Taxes	100-31-4102	-4,278.69	-	-	-	-
Prior Year Property Taxes	100-31-4103	11,779.80	2,000.00	14,734.00	2,000.00	2,000.00
Property Tax Late Fee Revenue	100-31-4105	5,234.11	2,000.00	3,201.00	2,000.00	2,000.00
Supplemental Roll Taxes	100-31-4106	16,121.58	25,000.00	19,979.00	25,000.00	25,000.00
Prior Year Supplemental Taxes	100-31-4107	4,088.32	1,000.00	3,388.00	1,000.00	1,000.00
Homeowner Property Tax Exempti	100-31-4108	2,985.73	3,500.00	1,505.00	3,500.00	3,500.00
Real Property Transfer Tax	100-31-4109	77,386.52	65,000.00	66,465.00	65,000.00	65,000.00
Other Property Tax	100-31-4110	590,566.74	209,860.60	421,628.00	209,860.60	209,860.60
Sales and Use Tax	100-31-4130	30,623,789.77	29,409,215.00	29,409,215.00	28,000,000.00	28,420,000.00
Contra Sales Tax Agreements	100-31-4131	-2,311,659.00	-2,632,680.00	-2,632,680.00	-2,501,046.00	-2,501,046.00
Oil Production Taxes	100-31-4150	554,126.02	430,000.00	472,129.40	451,500.00	451,500.00
Franchise Taxes	100-31-4180	1,152,574.10	1,128,717.00	1,183,175.00	1,162,578.51	1,197,455.87
Transient Occupancy Taxes	100-31-4183	282,982.06	295,336.00	270,518.25	295,336.00	295,336.00
VLF Property Tax In-Lieu	100-31-4360	1,561,256.00	1,590,654.00	1,615,252.00	1,663,936.00	1,718,578.00
Total Taxes		33,397,138.69	31,379,733.60	31,698,640.65	30,292,390.11	30,806,747.47
Intergovernmental Revenues						
Motor Vehicle In-Lieu Tax	100-31-4181	18,540.30	5,250.00	17,978.00	5,250.00	5,250.00
POST Reimbursement - Police	100-33-4322	11,814.94	10,000.00	8,176.00	10,000.00	10,000.00
PSAF	100-33-4323	3,465.29	3,000.00	3,140.00	3,000.00	3,000.00
STC Reimbursement	100-33-4324	2,834.88	5,000.00	-	5,000.00	5,000.00
Police Grants	100-33-4700	39,485.00	6,000.00	32,856.00	6,000.00	6,000.00
Public Works Grants	100-33-4900	-	-	8,214.00	-	-
Total Intergovernmental Revenues		76,140.41	29,250.00	70,364.00	29,250.00	29,250.00
Licenses and Permits						
Business License Taxes	100-31-4370	294,812.25	279,868.00	289,868.00	285,000.00	290,700.00
Other Permits	100-32-4110	5,803.00	6,000.00	6,149.00	6,000.00	6,000.00
Oil Operations Permits	100-32-4631	222,575.00	185,875.00	265,680.00	185,875.00	185,875.00
Building Permits	100-32-4632	227,735.32	200,000.00	229,212.00	200,000.00	200,000.00
Oil Code Compliance Permit	100-32-4633	11,596.00	8,000.00	58,521.00	8,000.00	8,000.00
Bicycle Licenses	100-32-4701	2.00	-	-	-	-
Alarm System Permit - Police	100-32-4721	7,684.00	4,000.00	2,958.00	4,000.00	4,000.00
Street & Curb Cut Permit - PW	100-32-4911	42,185.00	45,000.00	33,639.00	45,000.00	45,000.00
Industrial Waste Permit	100-32-4931	82,151.20	93,500.00	85,797.00	94,000.00	95,000.00
Total Licenses and Permits		894,543.77	822,243.00	971,824.00	827,875.00	834,575.00
Charges for Services						
Development Review Processing (PW)	100-32-4605	10,545.00	35,000.00	-	35,000.00	35,000.00
Sale of Maps & Publications	100-34-4110	401.00	200.00	406.00	200.00	200.00



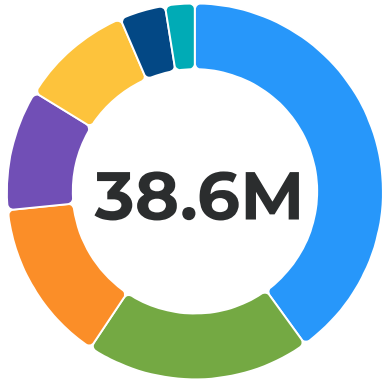
Category	Account ID	FY 2025 Actuals \$	FY 2026 Current Budget \$	FY 2026 Projected \$	2027 Proposed \$	2028 Proposed \$
Fees for Services	100-34-4431	894.00	-	675.00	-	-
Administrative Fee (CD)	100-34-4600	142,007.59	80,000.00	25,000.00	80,000.00	80,000.00
Planning Fees	100-34-4602	35,150.80	20,000.00	60,000.00	20,000.00	20,000.00
Planning Bus Lic Review Fee	100-34-4604	11,340.00	5,000.00	8,000.00	5,000.00	5,000.00
Development Review Processing (CD)	100-34-4605	34,804.00	30,000.00	35,000.00	30,000.00	30,000.00
Energy Fees - Building & Safety	100-34-4631	504.00	100.00	681.80	100.00	100.00
Plan Check Fees	100-34-4632	156,565.64	100,000.00	105,964.00	100,000.00	100,000.00
Bldg Inspection Fees 4+ Units	100-34-4633	-	739.00	739.00	739.00	739.00
SMIP Seismic Fee 5% City Share	100-34-4634	-192.00	-	20.00	-	-
BSC Green Bldg- 10% City Share	100-34-4635	6.00	-	20.00	-	-
SB 1186 ADA Fee-70% City Share	100-34-4636	6,679.80	5,000.00	5,895.00	5,000.00	5,000.00
General Plan Update Fee	100-34-4637	5,949.99	10,000.00	3,000.00	10,000.00	10,000.00
Technology Fee	100-34-4638	6,722.08	10,000.00	6,000.00	10,000.00	10,000.00
Vehicle Impound Fees - Police	100-34-4722	24,620.00	20,000.00	22,063.00	20,000.00	20,000.00
Franchise Towing Fees - Police	100-34-4723	24,000.00	24,000.00	24,000.00	24,000.00	24,000.00
Misc Police Department Fees	100-34-4725	15,486.46	12,000.00	12,000.00	12,000.00	12,000.00
Library Fees	100-34-4801	13,054.87	7,000.00	8,000.00	9,000.00	9,000.00
Community Services: Special Events	100-34-4802	6,560.00	7,000.00	6,000.00	7,500.00	7,500.00
Community Services: Facility	100-34-4803	21,558.75	12,000.00	15,000.00	17,000.00	17,000.00
Community Services: Excursion	100-34-4804	11,406.00	10,000.00	11,500.00	13,000.00	13,000.00
Youth Services	100-34-4805	145,806.00	123,000.00	130,000.00	135,000.00	135,000.00
Teen Services	100-34-4806	15,626.00	2,500.00	9,800.00	10,000.00	10,000.00
Administrative Fee (PW)	100-34-4900	2,514.20	2,500.00	2,500.00	2,500.00	2,500.00
Engineering & Inspection Fee	100-34-4911	105,984.50	90,000.00	90,000.00	100,000.00	105,000.00
Grading Plan Check Fee	100-34-4912	-	-	3,451.00	-	-
Miscellaneous Public Works Fee	100-34-4913	650.00	-	800.00	1,500.00	1,700.00
Electric Vehicle Charging Fee	100-34-4915	14,777.04	6,500.00	15,325.00	9,000.00	10,000.00
NPDES Inspection Fees	100-34-4931	7,446.00	2,000.00	2,000.00	2,000.00	2,000.00
NPDES Trash Fee	100-34-4932	254,985.48	191,475.00	290,315.00	220,000.00	220,000.00
Recycling Revenues	100-34-4933	5,000.00	-	5,000.00	-	-
EDCO Host Fees	100-34-4934	1,403,986.55	1,700,000.00	1,458,739.00	1,700,000.00	1,700,000.00
Total Charges for Services		2,484,839.75	2,506,014.00	2,357,893.80	2,578,539.00	2,584,739.00
Fines and Forfeitures						
Court Fines	100-35-4100	24,770.74	25,000.00	18,082.00	25,000.00	25,000.00
Traffic Fines Revenue	100-35-4612	24,902.89	25,000.00	41,968.00	25,000.00	25,000.00
Code Enforcement Fines	100-35-4621	8,399.00	4,000.00	9,280.00	4,000.00	4,000.00
Parking Citations - Police	100-35-4723	65,989.72	50,000.00	80,000.00	80,000.00	80,000.00
False Alarm Fines - Police	100-35-4725	11,620.00	9,000.00	11,854.00	9,000.00	9,000.00
Total Fines and Forfeitures		135,682.35	113,000.00	161,184.00	143,000.00	143,000.00
Investment Income						
Interest Income	100-36-4100	3,209,538.82	1,750,000.00	1,750,000.00	2,150,124.51	2,185,086.94
Interest Income - GASB 87 Leases	100-36-4133	477,685.00	469,611.00	469,611.00	469,611.00	469,611.00
Royalties	100-36-4400	20,269.26	22,000.00	17,014.25	21,000.00	21,000.00
Rent Revenue	100-36-4620	899,740.59	951,827.82	970,730.00	1,019,586.00	1,173,447.00
Total Investment Income		4,607,233.67	3,193,438.82	3,207,355.25	3,660,321.51	3,849,144.94



Category	Account ID	FY 2025 Actuals \$	FY 2026 Current Budget \$	FY 2026 Projected \$	2027 Proposed \$	2028 Proposed \$
Transfer In						
Transfer from Reserves	100-39-4110	1,449,780.17	628,112.00	628,112.00	338,094.00	342,837.00
Transfer from Special Revenue	100-39-4120	240,945.47	752,554.67	442,103.67	496,250.00	496,250.00
Total Transfer In		1,690,725.64	1,380,666.67	1,070,215.67	834,344.00	839,087.00
Total Revenues		44,030,616.98	39,804,704.20	39,917,835.37	38,712,689.62	39,308,513.41

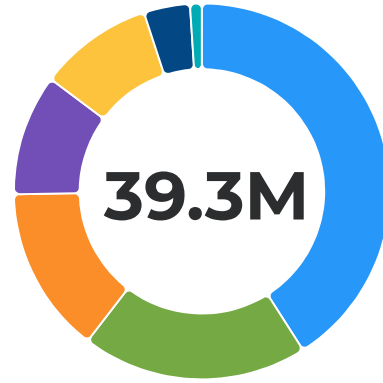
Expenditures by Department

FY27 Expenditures by Department



Police	\$15,469,975	40.08%
Public Works	\$7,446,161	19.29%
Finance	\$5,419,782	14.04%
Administrative	\$4,017,484	10.41%
Parks, Recreation And Library Services	\$3,739,916	9.69%
Community Development	\$1,518,001	3.93%
Transfers Out	\$988,371	2.56%

FY28 Expenditures by Department



Police	\$16,088,953	40.98%
Public Works	\$7,615,968	19.40%
Finance	\$5,645,944	14.38%
Administrative	\$4,078,852	10.39%
Parks, Recreation And Library Services	\$3,869,564	9.86%
Community Development	\$1,555,306	3.96%
Transfers Out	\$403,926	1.03%

Expenditures by Department

Category	FY 2025 Actuals \$	FY 2026 Current Budget \$	FY 2026 Projected \$	2027 Proposed \$	2028 Proposed \$
Administrative					
City Council	283,881.34	333,993.08	279,301.43	358,997.43	362,096.98
City Treasurer	5,792.58	8,897.76	6,662.05	9,258.38	9,059.37
City Clerk	208,750.46	380,805.27	200,842.87	275,008.62	224,543.06
Executive Administration	1,210,001.40	1,434,322.48	770,550.67	1,183,214.02	1,232,104.31
Communications/ Public Relations	207,369.75	289,969.24	236,974.75	347,671.81	364,279.69
Personnel	658,980.34	855,135.86	723,721.24	845,560.68	877,147.67
Economic Development	1,401,167.44	1,709,894.87	1,169,125.43	997,773.19	1,009,620.64
Total Administrative	3,975,943.31	5,013,018.56	3,387,178.44	4,017,484.13	4,078,851.72
Finance					
Non-Departmental	2,954,377.12	3,128,103.35	3,212,320.35	3,279,339.76	3,377,010.62
IT/Technology	326,567.29	895,814.52	494,210.00	694,541.35	762,253.65
Finance	1,254,044.57	1,441,027.67	1,387,459.60	1,445,900.75	1,506,679.56
Total Finance	4,534,988.98	5,464,945.54	5,093,989.95	5,419,781.86	5,645,943.84
Community Development					
Planning Services	576,860.57	1,157,566.10	822,490.07	616,893.26	633,790.83
Neighborhood Enhancement	282,598.16	405,356.27	373,191.94	373,315.16	375,138.65
Building & Safety	291,567.75	375,492.31	338,627.35	350,691.12	362,844.86
Oil Field Services	190,274.83	235,387.32	222,491.48	177,101.24	183,531.47
Total Community Development	1,341,301.31	2,173,802.00	1,756,800.84	1,518,000.77	1,555,305.80
Police					
Police Community Outreach	47,410.86	111,781.56	124,547.59	102,260.49	106,699.40
Patrol Services	6,619,304.77	8,144,138.29	7,970,371.38	8,055,260.78	8,374,555.60
Investigative Services	1,534,873.47	1,719,330.42	1,398,975.73	1,846,965.96	1,922,423.28
Police Support Services	2,274,062.19	2,646,044.46	2,534,918.16	2,843,808.23	2,939,250.26
Police Communications	1,054,287.00	1,638,577.12	1,340,159.55	1,776,835.61	1,828,535.11
Police Records	473,836.30	627,811.69	557,921.18	604,376.94	671,705.37
Emergency/Disaster Services	215,929.03	226,403.26	226,216.29	240,467.18	245,784.48
Total Police	12,219,703.62	15,114,086.80	14,153,109.88	15,469,975.18	16,088,953.49
Parks, Recreation And Library Services					
Library	768,076.65	1,081,461.16	892,506.72	1,003,406.01	1,031,590.97
Community Services	1,375,587.49	1,681,741.59	1,539,299.76	1,763,382.18	1,833,791.22
Recreation	823,708.50	1,090,707.62	922,432.12	973,127.72	1,004,181.68
Total Parks, Recreation And Library Services	2,967,372.64	3,853,910.37	3,354,238.60	3,739,915.90	3,869,563.86
Public Works					
Engineering	833,759.77	1,116,152.02	1,005,264.01	1,221,268.25	1,214,727.37
Building Maintenance	1,295,642.38	1,436,734.03	1,384,219.34	1,613,794.51	1,659,181.73
Environmental Programs	836,074.91	1,131,571.98	1,032,853.42	1,110,753.80	1,114,305.91
Grounds Maintenance	1,304,650.29	1,540,735.37	1,386,496.19	1,567,445.98	1,640,760.18
Street & Graffiti Maint.	1,719,186.55	2,145,728.85	2,005,647.34	1,932,898.30	1,986,993.19
Total Public Works	5,989,313.90	7,370,922.25	6,814,480.30	7,446,160.85	7,615,968.38
Transfers Out					



Category	FY 2025 Actuals \$	FY 2026 Current Budget \$	FY 2026 Projected \$	2027 Proposed \$	2028 Proposed \$
99	12,221,698.51	5,383,539.01	5,383,539.00	988,370.92	403,926.32
Total Transfers Out	12,221,698.51	5,383,539.01	5,383,539.00	988,370.92	403,926.32
Total Expenditures	43,250,322.27	44,374,224.53	39,943,337.01	38,599,689.62	39,258,513.41

Departments Summary



2026-28 OPERATING BUDGET

LEGISLATIVE

City Council

City Treasurer

City Clerk

Department Description:

The City's Legislative Department includes the elective offices of the City Council, City Clerk, and City Treasurer. The Executive Administration is responsible for recommending policy to the legislative body (City Council) and for implementing policy when set by the City Council. The City Clerk and the City Treasurer have oversight responsibilities in the areas of elections, records, and City funds as provided by State and local law.

Department Programs:

City Council

City Treasurer

City Clerk

Departmental Goals:

To represent the residents of Signal Hill by establishing policy and providing direction to the City Manager in developing and meeting municipal goals in a manner that is consistent with the current City Strategic Plan.

Department: Legislative**Program: City Council (41)****Program Description:**

The City Council provides policy direction for all departments and program activities within the City as a “Charter Law” City operating under the authority granted by the Constitution of the State of California. The City Council is comprised of five members elected at large for four-year terms.

Objectives:

1. Provide policy direction for all departments.
2. Provide policy direction and guide program activities.
3. Provide policy direction on proposed State and Federal legislation.

Department: Legislative**Program: City Treasurer (42)****Program Description:**

The City Treasurer is an elected City official who is responsible for the receipting and safeguarding of all funds which are remitted to the City. The City Treasurer provides oversight functions in terms of the City's finance operations.

Objectives:

1. Presents a monthly Warrant Register report of disbursements made during the month to the City Council.
2. Presents a monthly Schedule of Investments Report listing all the City/Successor Agency investments to the City Council.

Department: Legislative

Program: City Clerk (43)

Program Description:

The City Clerk is an elected City official who is responsible for conducting all aspects of the election process. The official records of the City Council and the Successor Agency are maintained as a part of this program.

Objectives:

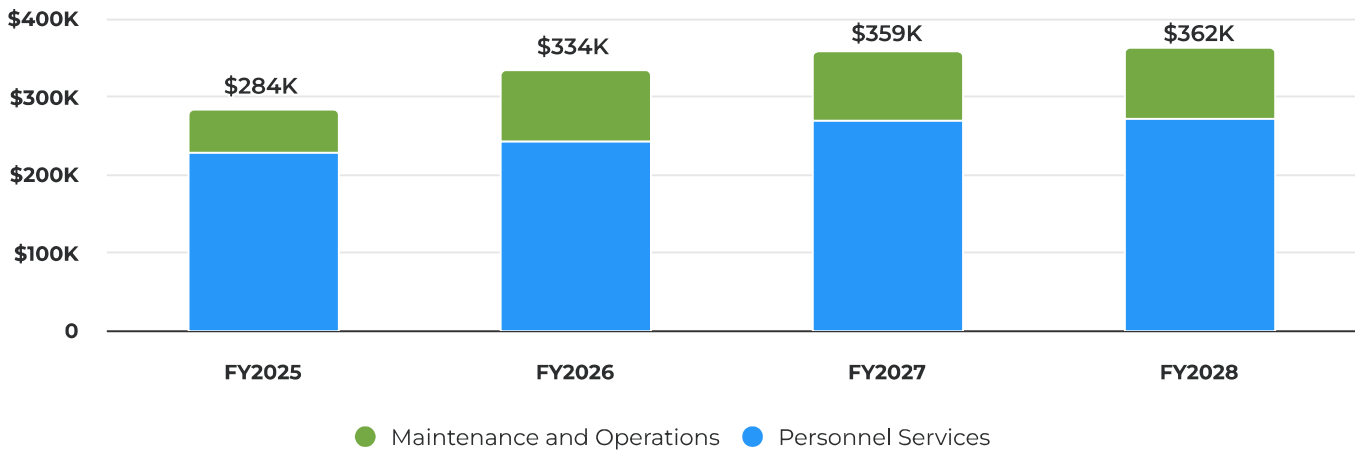
1. Administer democratic processes, including elections.
2. Ensure compliance with the City's Conflict of Interest Code and update biennially.
3. Ensure Records Retention Schedules are updated biennially along with the destruction of records scheduled for destruction.
4. Continue to use video streaming to broadcast City meetings and other City programming to ensure the recording and maintaining of a true and formal record of all proceedings.
5. Manage the agenda posting and publishing process for City Council, Successor Agency, Municipal Financing Authority, Housing Authority, and Public Financing Authority.
6. Provide access to City records and all legislative actions to ensure transparency to the public.
7. Work with the City Communications Specialist to expand the City's presence on social media.
8. Work with the City Communications Specialist to ensure that other media outlets (e.g. posting, cable television, website) are up to date with the latest City information.

City Council Financial

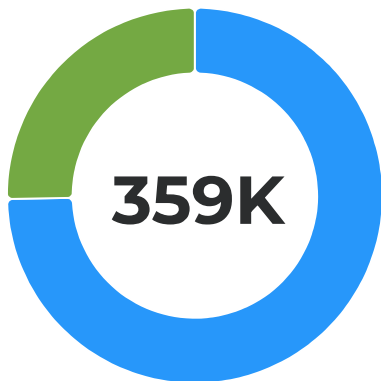
Expenditures by Division

Category	FY 2025 Actuals \$	FY 2026 Current Budget \$	FY 2026 Projected \$	2027 Proposed \$	2028 Proposed \$
City Council	283,881	333,993	279,301	358,997	362,097
Total Expenditures	283,881	333,993	279,301	358,997	362,097

Expenditures by Category

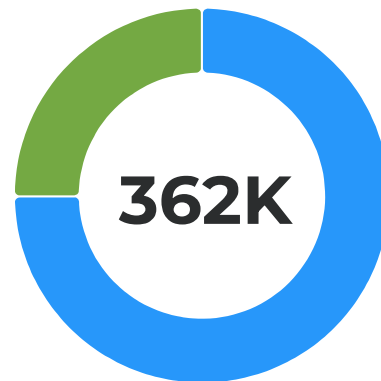


FY27 Expenditures by Category



● Personnel Services	\$268,197	74.71%
● Maintenance and Operations	\$90,800	25.29%

FY28 Expenditures by Category



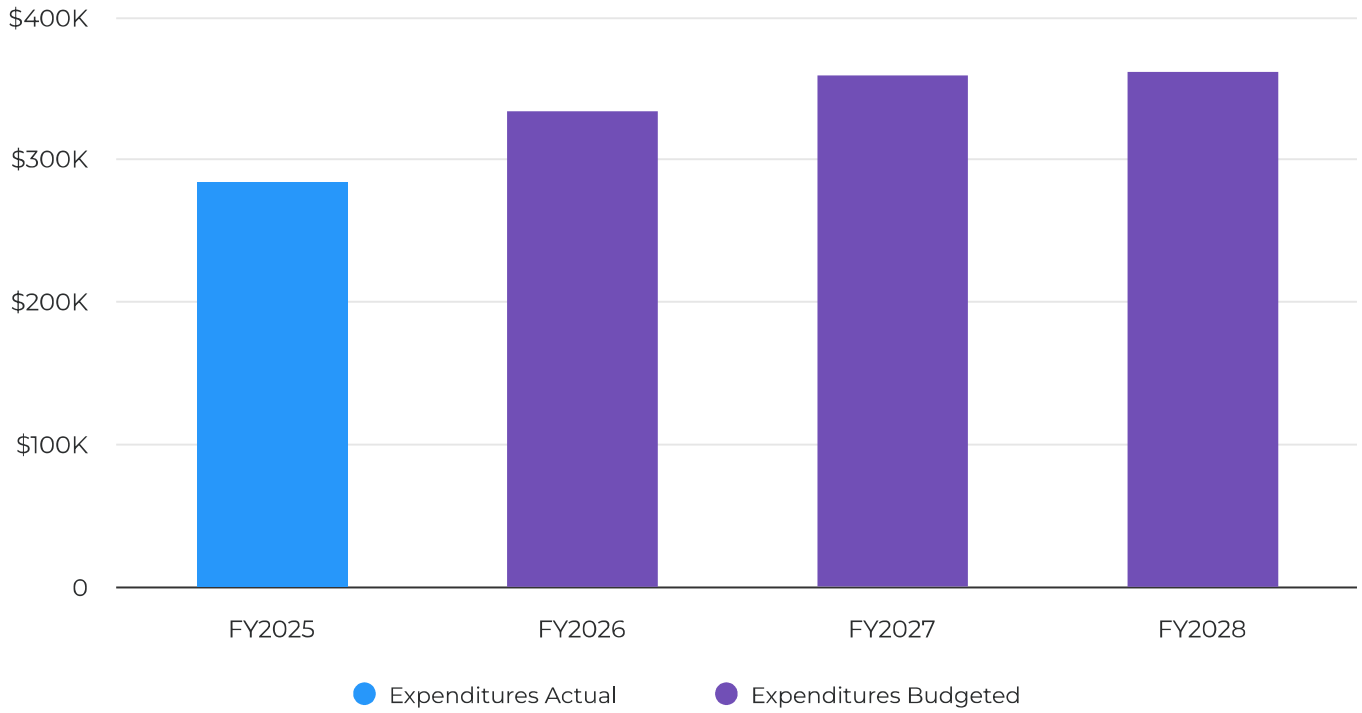
● Personnel Services	\$271,297	74.92%
● Maintenance and Operations	\$90,800	25.08%

Expenditures by Category

Category	Account ID	FY 2025 Actuals \$	FY 2026 Current Budget \$	FY 2026 Projected \$	2027 Proposed \$	2028 Proposed \$
Personnel Services						
Salaries & Wages	100-41-5110	81,437	81,822	70,586	76,002	78,313
Salaries - Overtime PW events	100-41-5130	-	200	200	200	200
Car Allowance	100-41-5160	12,192	12,000	12,000	18,000	18,000
FICA Contributions	100-41-5220	3,982	3,525	3,047	5,484	5,661
Retirement Contributions	100-41-5230	38,028	15,735	14,439	16,502	16,969
Other Employee Benefits	100-41-5270	1,464	4,952	1,219	16,804	16,827
Defined Contribution	100-41-5271	549	1,003	-	850	919
Workers' Compensation	100-41-5272	447	411	411	642	694
Health Benefits	100-41-5273	87,007	119,355	87,096	130,709	130,709
Life Insurance Benefit	100-41-5276	145	227	227	441	441
Wellness Benefit	100-41-5280	1,368	2,563	2,563	2,563	2,563
Total Personnel Services		226,619	241,793	191,789	268,197	271,297
Maintenance and Operations						
Dues & Memberships	100-41-5310	33,376	36,000	35,487	36,000	36,000
Council Development - Honeycutt	100-41-5321	3,925	3,000	3,000	3,000	3,000
Council Development - Hansen	100-41-5322	-	3,000	3,000	3,000	3,000
Council Development - Woods	100-41-5323	3,950	3,000	3,000	3,000	3,000
Council Development - Jones	100-41-5324	1,717	3,000	3,000	3,000	3,000
Council Development - Copeland	100-41-5325	-	3,000	3,000	3,000	3,000
Meetings	100-41-5330	4,016	28,900	25,125	28,900	28,900
Books & Periodicals	100-41-5340	136	300	300	300	300
Telephone	100-41-5511	5,497	6,500	6,500	5,600	5,600
Internet Services	100-41-5513	3,302	3,000	3,000	3,000	3,000
Miscellaneous	100-41-5690	229	1,500	1,500	1,000	1,000
General Supplies	100-41-5740	1,114	1,000	600	1,000	1,000
Total Maintenance and Operations		57,262	92,200	87,512	90,800	90,800
Total Expenditures		283,881	333,993	279,301	358,997	362,097



Expenditures Across Division

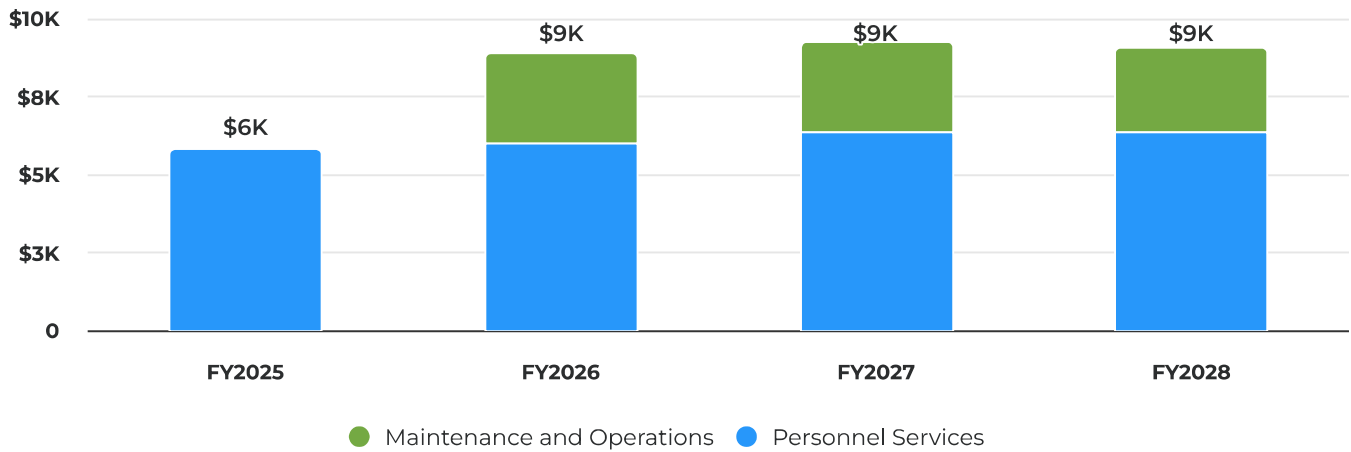


City Treasurer Financial

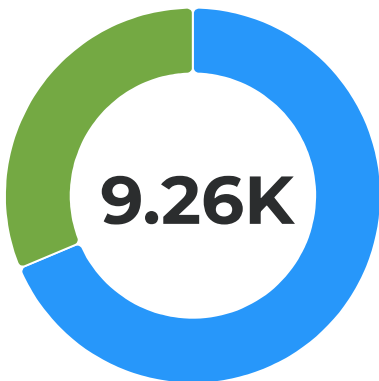
Expenditures by Division

Category	FY 2025 Actuals \$	FY 2026 Current Budget \$	FY 2026 Projected \$	2027 Proposed \$	2028 Proposed \$
City Treasurer	5,793	8,898	6,662	9,258	9,059
Total Expenditures	5,793	8,898	6,662	9,258	9,059

Expenditures by Category

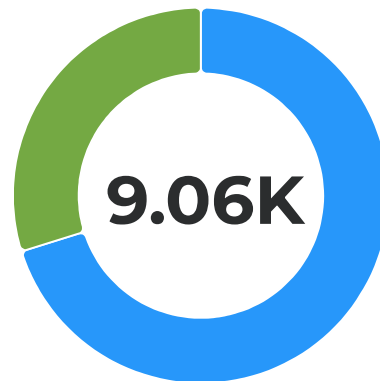


FY27 Expenditures by Category



● Personnel Services	\$6,358	68.68%
● Maintenance and Operations	\$2,900	31.32%

FY28 Expenditures by Category

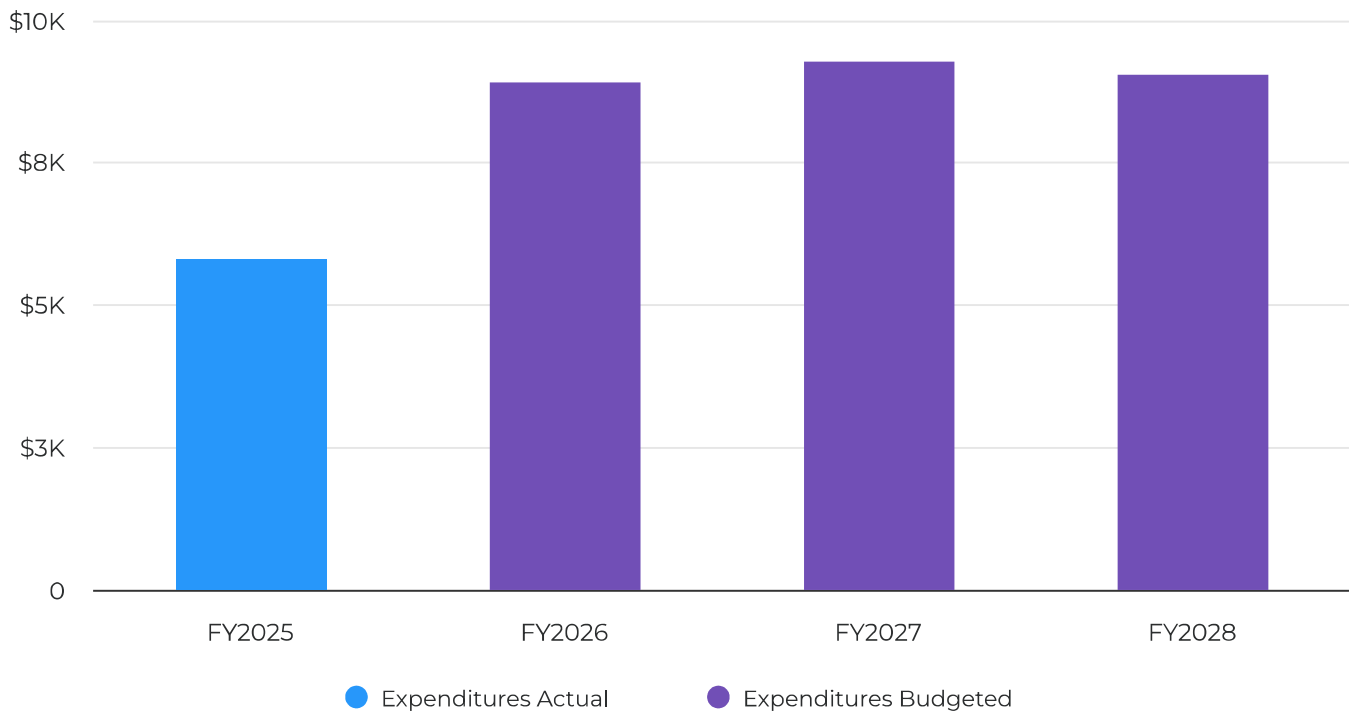


● Personnel Services	\$6,359	70.20%
● Maintenance and Operations	\$2,700	29.80%

Expenditures by Category

Category	Account ID	FY 2025 Actuals \$	FY 2026 Current Budget \$	FY 2026 Projected \$	2027 Proposed \$	2028 Proposed \$
Personnel Services						
Part-time Salaries	100-42-5115	5,610	5,785	5,755	5,784	5,784
FICA Contributions	100-42-5220	76	84	78	443	443
Retirement Contributions	100-42-5230	73	75	75	75	75
Other Employee Benefits	100-42-5270	-	23	23	23	23
Workers' Compensation	100-42-5272	34	31	31	33	34
Total Personnel Services		5,793	5,998	5,962	6,358	6,359
Maintenance and Operations						
Dues & Memberships	100-42-5310	-	200	200	200	200
Travel & Training	100-42-5320	-	2,000	-	2,000	2,000
Meetings	100-42-5330	-	500	500	500	500
General Supplies	100-42-5740	-	200	-	200	-
Total Maintenance and Operations		-	2,900	700	2,900	2,700
Total Expenditures		5,793	8,898	6,662	9,258	9,059

Expenditures Across Division

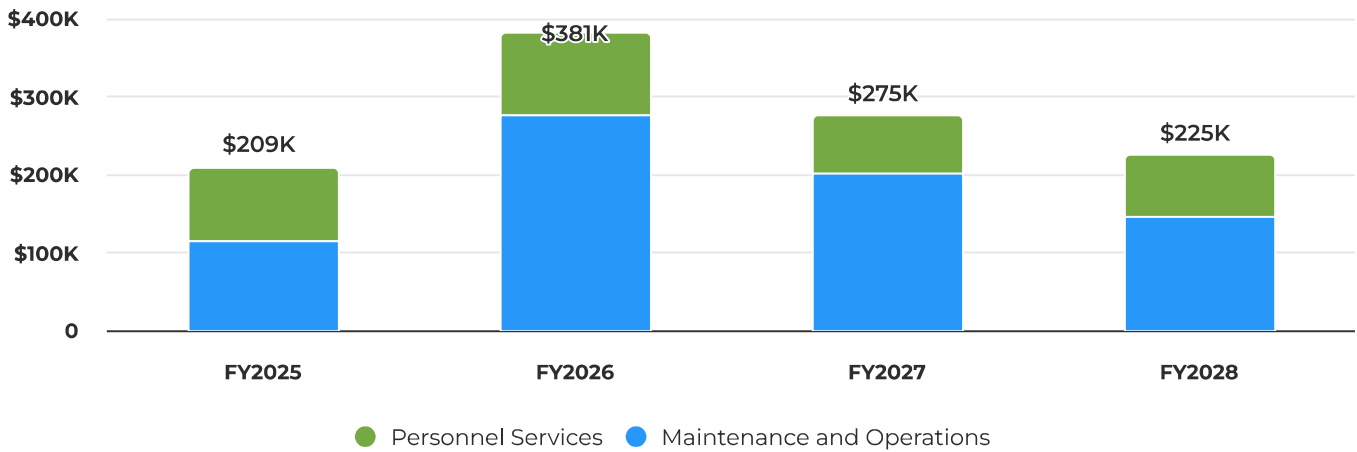


City Clerk Financial

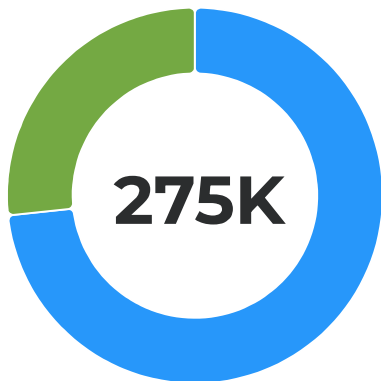
Expenditures by Division

Category	FY 2025 Actuals \$	FY 2026 Current Budget \$	FY 2026 Projected \$	2027 Proposed \$	2028 Proposed \$
City Clerk	208,750	380,805	200,843	275,009	224,543
Total Expenditures	208,750	380,805	200,843	275,009	224,543

Expenditures by Category

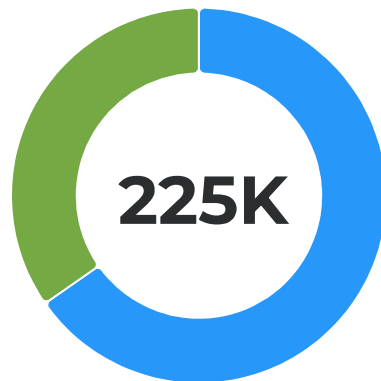


FY27 Expenditures by Category



● Maintenance and Operations **\$201,623** 73.32%
● Personnel Services **\$73,385** 26.68%

FY28 Expenditures by Category



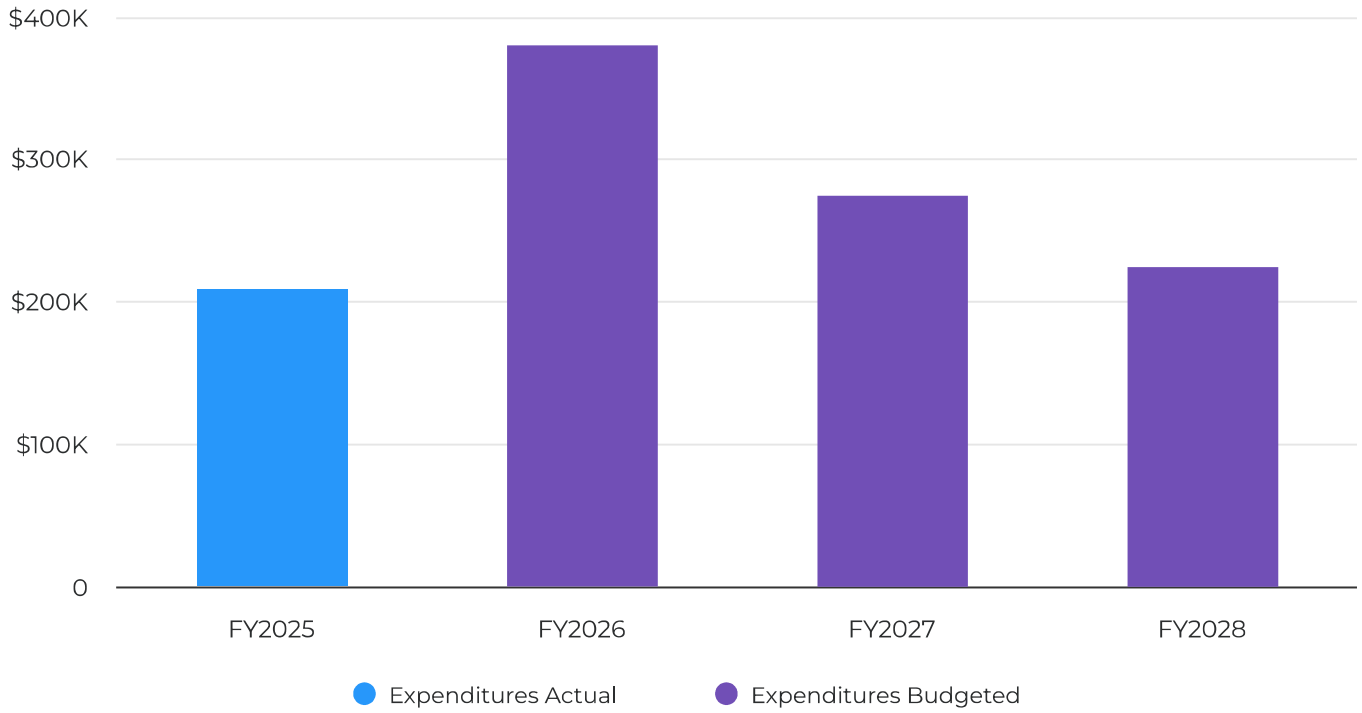
● Maintenance and Operations **\$146,548** 65.26%
● Personnel Services **\$77,995** 34.74%

Expenditures by Category

Category	Account ID	FY 2025 Actuals \$	FY 2026 Current Budget \$	FY 2026 Projected \$	2027 Proposed \$	2028 Proposed \$
Personnel Services						
Salaries & Wages - Full-time	100-43-5110	67,013	72,386	49,166	45,339	49,037
Part-time Salaries	100-43-5115	5,610	5,785	5,755	5,784	5,784
Overtime Salaries	100-43-5130	61	-	780	-	-
FICA Contributions	100-43-5220	5,371	5,621	3,970	3,911	4,194
Retirement Contributions	100-43-5230	5,904	5,699	3,270	4,954	5,352
Other Employee Benefits	100-43-5270	551	1,024	369	453	490
Defined Contribution	100-43-5271	878	1,605	-	1,360	1,471
Workers' Compensation	100-43-5272	371	342	342	1,027	1,111
Health Benefits	100-43-5273	7,552	11,172	5,299	10,006	10,006
Life Insurance Benefit	100-43-5276	-	219	219	450	450
Wellness Benefit	100-43-5280	-	100	100	100	100
Total Personnel Services		93,312	103,953	69,271	73,385	77,995
Maintenance and Operations						
Dues & Memberships	100-43-5310	330	1,125	695	1,125	1,125
Travel & Training	100-43-5320	1,704	3,000	-	3,000	3,000
Meetings	100-43-5330	-	500	-	500	500
Books & Periodicals	100-43-5340	-	100	100	100	100
Contract Services - General	100-43-5400	48,417	187,347	91,303	119,534	98,652
Legal Services	100-43-5410	26,923	10,000	24,000	10,000	10,000
Professional Services	100-43-5420	2,784	3,000	2,300	3,000	3,000
Elections	100-43-5460	27,155	40,000	-	40,000	-
Initiative Expenses	100-43-5461	-	5,000	-	-	5,000
Telephone/Data	100-43-5511	-	480	480	480	504
Repair & Maintenance Services	100-43-5560	-	300	294	300	300
Media Services	100-43-5630	5,105	12,000	12,000	12,000	12,000
Software Purchases	100-43-5631	2,898	13,600	-	11,184	11,967
General Supplies	100-43-5740	123	400	400	400	400
Total Maintenance and Operations		115,438	276,852	131,572	201,623	146,548
Total Expenditures		208,750	380,805	200,843	275,009	224,543



Expenditures Across Division



2026-28 OPERATING BUDGET

ADMINISTRATION

Executive Administration

Legislative

Program Administration

Communications and Public Relations

Human Resources

Department Description:

The Administration Department includes the following programs: Executive Administration, Communications and Public Relations, and Human Resources. Executive Administration is responsible for recommending policy to the legislative body (City Council) and implementing policy when set by the City Council. Executive Administration is also responsible for planning, coordinating, and directing the work of all City departments and programs. Communications and Public Relations develops, administers, directs, and oversees the City’s marketing and communication programs. Human Resources is responsible for the administration of the City’s personnel system and provides comprehensive human resource services to assist City departments with personnel matters. Functional areas include recruitment and selection, benefits administration, classification and compensation, employee and labor relations, training and safety training, employment/labor legal compliance, management consultation on discipline and other personnel matters, wellness initiatives, and workers’ compensation administration. Human Resources also provides staffing for the Civil Service Commission.

Department Programs:

Executive Administration

Communications and Public Relations

Human Resources

Department Goals:

1. Represent the residents of Signal Hill.
2. Recommend policy to elected officials and implement policy set by City Council.



3. Ensure operating departments successfully deliver quality services to the community.
4. Coordinate the timely response to public records requests.
5. Monitor impacts of proposed Federal and State legislation.
6. Collaborate with other agencies on regional issues.
7. Administer the City website, cable TV station, quarterly City View newsletter, monthly electronic newsletter, social media platforms, and other communications channels.
8. Administer the personnel system.
9. Continue working to diversify the City's local economy.
10. Oversee the implementation of the Opportunities Study Area Program.
11. Provide Executive Management of Economic Development Programs, including real property negotiations.
12. Provide Executive Oversight regarding major capital projects.

Department: Administration

Program: Executive Administration (44)

Program Description:

The Executive Administration recommends policies to the City Council and implements those policies once set by the City Council. This program also plans, coordinates, and oversees the work of all City departments. The Administration Department ensures prompt communication with the City Council and the community while representing the City's interests regionally.

Objectives:

1. Recommend policies to the City Council and implement policies established by the City Council.
2. Address and respond to requests from the City Council and residents.
3. Oversee the operations and service delivery across all City Departments.
4. Advocate for the City's interests at the State and Federal government levels.
5. Oversee the City's budget to adapt to evolving economic conditions.
6. Serve in an administrative capacity for the Successor Agency and Oversight Committee, collaborating with the County and the State to manage the dissolution of the former Redevelopment Agency.
7. Oversee development and construction of major capital improvement projects.
8. Represent the City at various state and regional forums.
9. Implement the Five-Year Strategic Plan.
10. Continue to implement elements of the 2024-2027 labor relations MOU with the Signal Hill Employees' Association and Signal Hill Police Officers' Association.
11. Lead the City's Neighborhood Enhancement Team (NET), a problem-solving task force aimed at addressing citywide quality of life issues.
12. Oversee and manage the delivery of homeless services in the City.

Department: Administration

Program: Communications and Public Relations (45)

Program Description:

Communications and Public Relations maintains the City's website and social media platforms, provides programming for the City's Cable TV channel, publishes the City Views newsletter and the monthly electronic newsletter, and provides public relations support on behalf of the City.

Objectives:

1. Monitor the City's cable TV channel and programming via the Cablecast application.
2. Maintain the City website to ensure timely and accurate information is provided to the community.
3. Publish City Views newsletter.
4. Publish electronic monthly newsletter.
5. Maintain the City's social media platforms and other communications channels.
6. Develop opportunities for resident engagement through various media platforms.
7. Produce video content to enhance the City's communication strategy.
8. Implement strategies of the Communications Plan.
9. Coordinate and produce the State of the City message.

Department: Administration

Program: Human Resources (46)

Program Description:

Human Resources supports the City's diversified and highly skilled workforce by administrating the personnel system to support organizational goals and objectives. The services for employees and City departments include recruitment and selection, benefits administration, classification and compensation, employee and labor relations, training and safety training, employment/labor legal compliance, management consultation on discipline and other personnel matters, wellness initiatives, and workers' compensation administration. Human Resources serves as the City liaison for the Civil Service Commission.

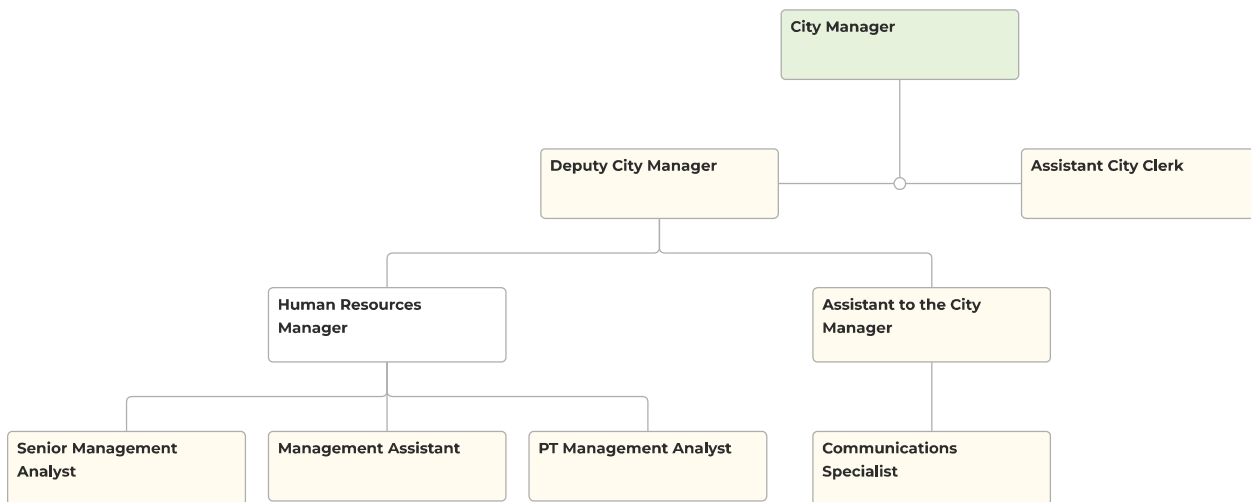
Objectives:

1. Attract, recruit and retain qualified employees.
2. Oversee benefits administration.
3. Assess the classification and compensation structure to meet departmental needs.
4. Provide staff development, wellness, and training programs.
5. Provide succession planning and training.
6. Implement the 2024-2027 labor relations MOU with the Signal Hill Employees' Association and Signal Hill Police Officers' Association.
7. Act as Safety Administrator and conduct regular safety trainings and meetings.
8. Update and modernize the City's rules, policies, procedures, and employee HR manual.
9. Continue implementation of the Employee Engagement Committee to foster positive employee relations and promote employee wellness.

Administration Personnel

Department	Budget FTE 2023-24	Budget FTE 2024-25	Budget FTE 2025-26	Current FTE 2025-26	Proposed FTE 2026-27	Proposed FTE 2027-28
Administration						
City Manager	1	1	1	1	1	1
Senior Deputy City Clerk (f)	1					
Assistant City Clerk (f)		1	1	1	1	1
Deputy City Manager (p)	1	1	1	1	1	1
Assistant to the City Manager/Economic Dev Mgr (q)	1	1	1	1		
Assistant to the City Manager (q)					1	1
Human Resources Manager	1	1	1	1	1	1
Senior Management Analyst - HR		1	1	1	1	1
Management Assistant	1	1	1	1	1	1
Communications Officer (e)	1	1	1	1	1	1
Communications Specialist	0	0	0	0	0	0
Part-Time Management Analyst	0.5	0.5	0.5	0.5	0.5	0.5
Total FTE Positions:	7.5	8.5	8.5	8.5	8.5	8.5

Administration Department

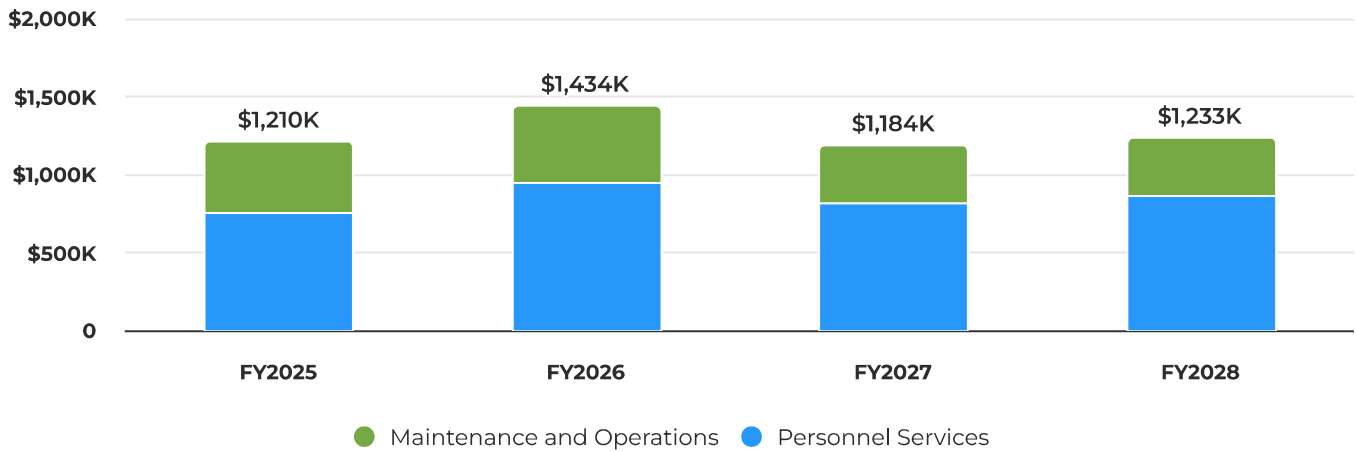


Executive Administration Financial

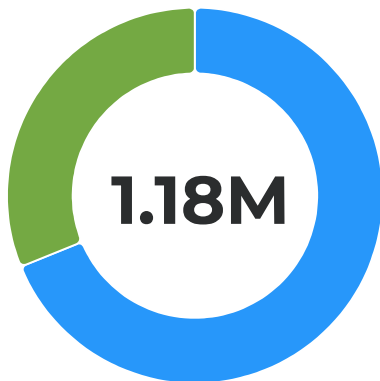
Expenditures by Division

Category	FY 2025 Actuals \$	FY 2026 Current Budget \$	FY 2026 Projected \$	2027 Proposed \$	2028 Proposed \$
Executive Administration	1,210,001	1,434,322	770,551	1,183,214	1,232,104
Total Expenditures	1,210,001	1,434,322	770,551	1,183,214	1,232,104

Expenditures by Category

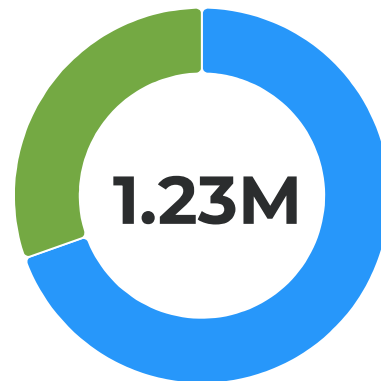


FY27 Expenditures by Category



● Personnel Services	\$814,973	68.84%
● Maintenance and Operations	\$368,971	31.16%

FY28 Expenditures by Category



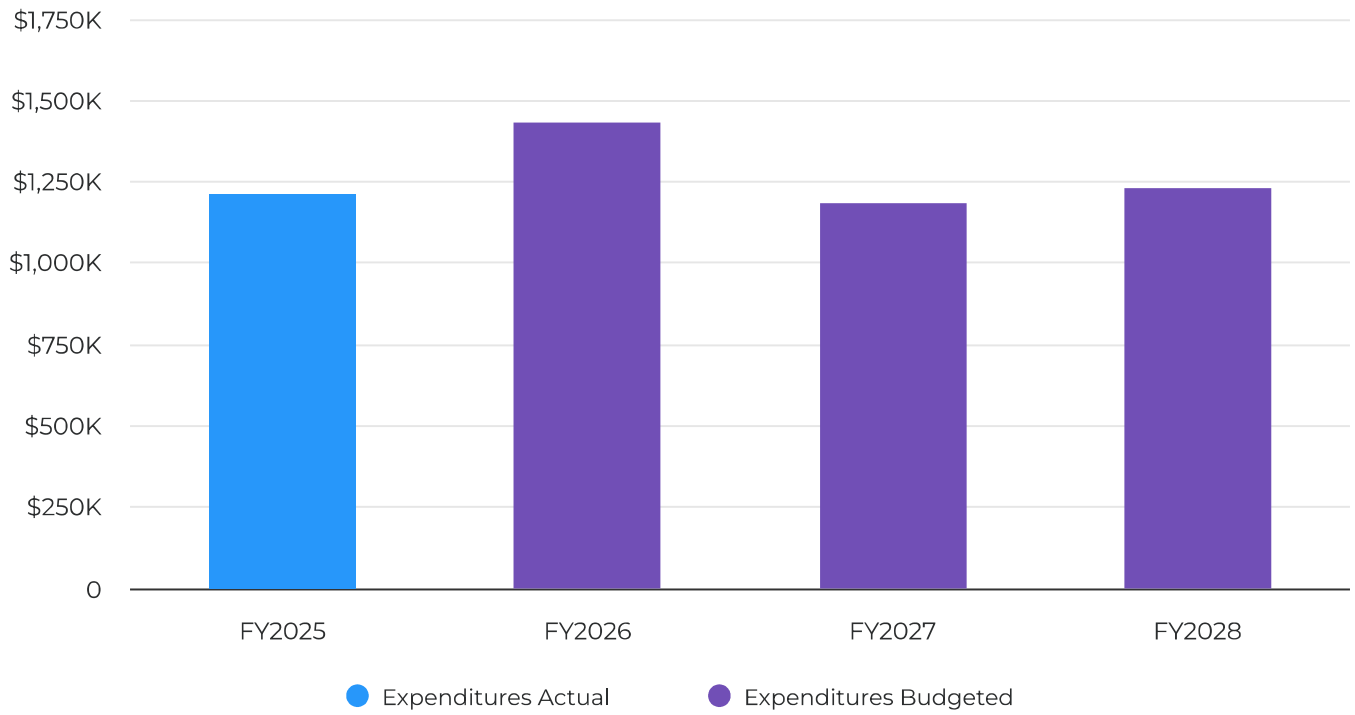
● Personnel Services	\$857,782	69.58%
● Maintenance and Operations	\$375,052	30.42%

Expenditures by Category

Category	Account ID	FY 2025 Actuals \$	FY 2026 Current Budget \$	FY 2026 Projected \$	2027 Proposed \$	2028 Proposed \$
Personnel Services						
Salaries & Wages - Full-time	100-44-5110	411,086	502,362	343,213	414,471	445,865
Overtime Salaries	100-44-5130	92	-	91	-	-
Car Allowance	100-44-5160	5,166	5,040	5,001	4,860	4,860
FICA Contributions	100-44-5220	26,795	38,816	20,020	24,860	26,154
Retirement Contributions	100-44-5230	242,459	314,700	306,751	285,581	294,228
Other Employee Benefits	100-44-5270	6,681	6,289	5,345	4,072	4,384
Defined Contribution	100-44-5271	4,460	19,428	2,231	15,599	16,055
Workers' Compensation	100-44-5272	8,830	8,133	8,133	9,225	9,932
Health Benefits	100-44-5273	39,085	51,219	30,930	52,501	52,501
Life Insurance Benefit	100-44-5276	2,479	998	998	2,361	2,361
Wellness Benefit	100-44-5280	109	1,013	1,013	713	713
Total Personnel Services		747,242	947,997	723,725	814,243	857,052
Maintenance and Operations						
Dues & Memberships	100-44-5310	2,218	4,160	4,160	4,160	4,160
Travel & Training	100-44-5320	77	12,000	12,000	4,500	9,000
Meetings	100-44-5330	6,013	5,550	5,550	5,550	5,550
Books & Periodicals	100-44-5340	125	200	200	-	-
Contract Services - General	100-44-5400	151,779	189,500	-	86,500	86,500
Legal Services	100-44-5410	278,011	250,000	-	250,000	250,000
Historical Preservation	100-44-5470	-	6,000	6,000	6,000	6,000
Telephone	100-44-5511	805	1,250	1,250	1,440	1,440
Vehicle Maintenance	100-44-5540	17	-	-	-	-
Fleet Provision Charge	100-44-5590	15,721	13,788	13,788	8,189	9,767
Media Services	100-44-5630	-	1,050	1,050	-	-
General Supplies	100-44-5740	6,501	2,500	2,500	2,500	2,500
Gasoline, Oil, & Tires	100-44-5750	1,493	327	327	132	135
Total Maintenance and Operations		462,759	486,325	46,825	368,971	375,052
Total Expenditures		1,210,001	1,434,322	770,551	1,183,214	1,232,104



Expenditures Across Division

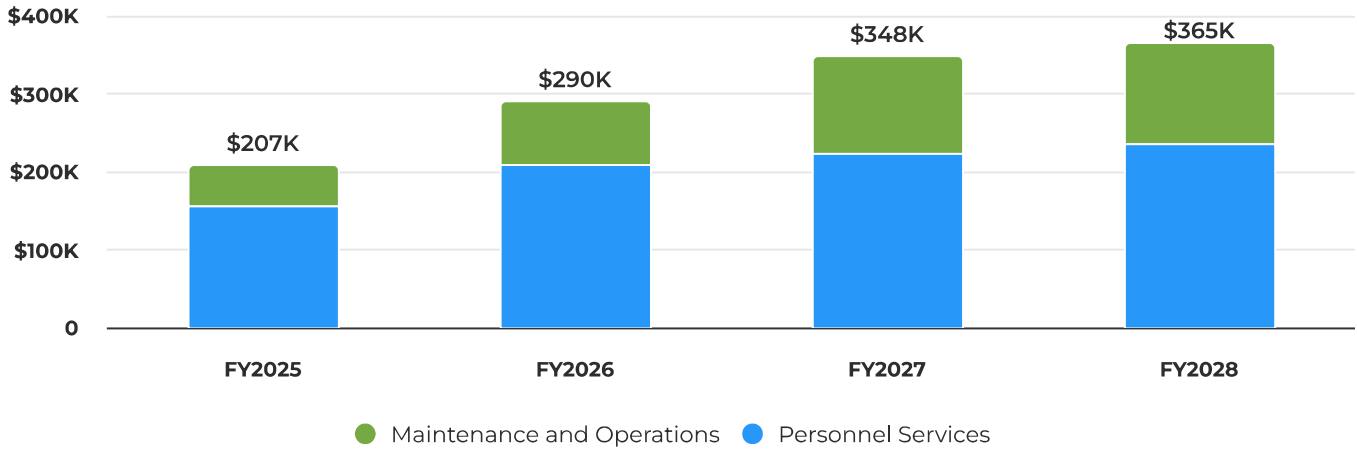


Communications/Public Relations Financial

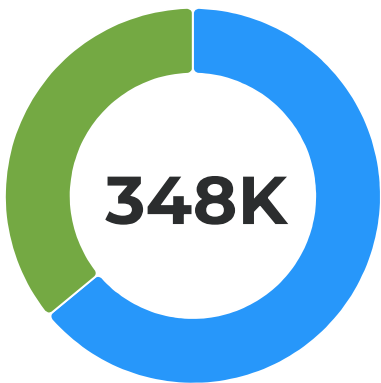
Expenditures by Division

Category	FY 2025 Actuals \$	FY 2026 Current Budget \$	FY 2026 Projected \$	2027 Proposed \$	2028 Proposed \$
Communications/ Public Relations	207,370	289,969	236,975	347,672	364,280
Total Expenditures	207,370	289,969	236,975	347,672	364,280

Expenditures by Category

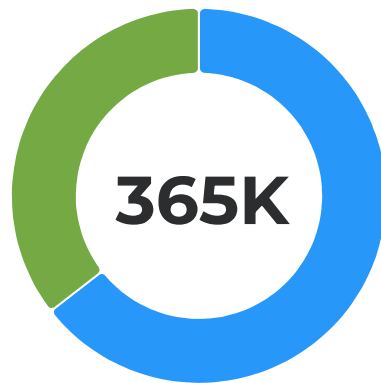


FY27 Expenditures by Category



● Personnel Services	\$222,723	63.99%
● Maintenance and Operations	\$125,350	36.01%

FY28 Expenditures by Category



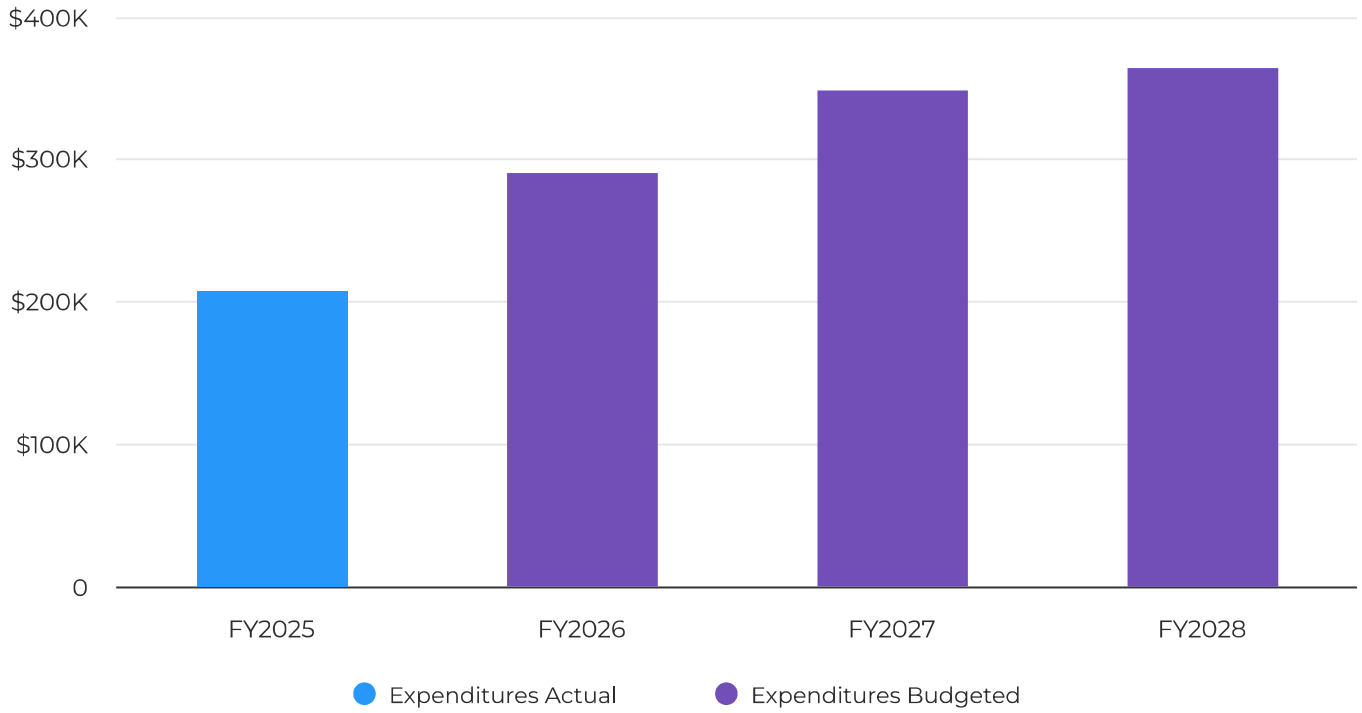
● Personnel Services	\$235,131	64.48%
● Maintenance and Operations	\$129,550	35.52%

Expenditures by Category

Category	Account ID	FY 2025 Actuals \$	FY 2026 Current Budget \$	FY 2026 Projected \$	2027 Proposed \$	2028 Proposed \$
Personnel Services						
Salaries & Wages - Full-time	100-45-5110	110,803	155,789	142,857	156,702	167,221
Part-time Salaries	100-45-5115	-	-	-	175	175
Overtime Salaries	100-45-5130	140	100	469	100	100
Car Allowance	100-45-5160	1,255	780	1,035	1,260	1,260
FICA Contributions	100-45-5220	8,114	11,978	9,784	10,065	10,620
Retirement Contributions	100-45-5230	11,448	13,636	14,254	14,379	15,322
Other Employee Benefits	100-45-5270	1,601	2,172	1,728	1,535	1,640
Defined Contribution	100-45-5271	658	2,469	893	3,113	3,161
Workers' Compensation	100-45-5272	1,889	1,740	1,740	3,505	3,742
Health Benefits	100-45-5273	19,116	19,464	19,074	30,441	30,441
Life Insurance Benefit	100-45-5276	483	166	166	923	923
Wellness Benefit	100-45-5280	-	125	125	125	125
Total Personnel Services		155,507	208,419	192,125	222,322	234,730
Maintenance and Operations						
Dues & Memberships	100-45-5310	-	275	275	275	275
Travel & Training	100-45-5320	304	2,325	2,325	2,325	2,325
Meetings	100-45-5330	243	250	250	250	250
Contract Services - General	100-45-5400	6,506	7,000	7,000	30,000	30,000
Historical Preservation	100-45-5470	-	-	-	-	-
Media Services	100-45-5630	2,292	13,200	-	25,000	28,200
Software Purchases	100-45-5631	3,119	16,500	-	16,500	16,500
Newsletter	100-45-5632	34,039	35,000	35,000	45,000	45,000
Postage	100-45-5720	1,230	-	-	-	-
General Supplies	100-45-5740	4,131	7,000	-	6,000	7,000
Total Maintenance and Operations		51,863	81,550	44,850	125,350	129,550
Total Expenditures		207,370	289,969	236,975	347,672	364,280



Expenditures Across Division

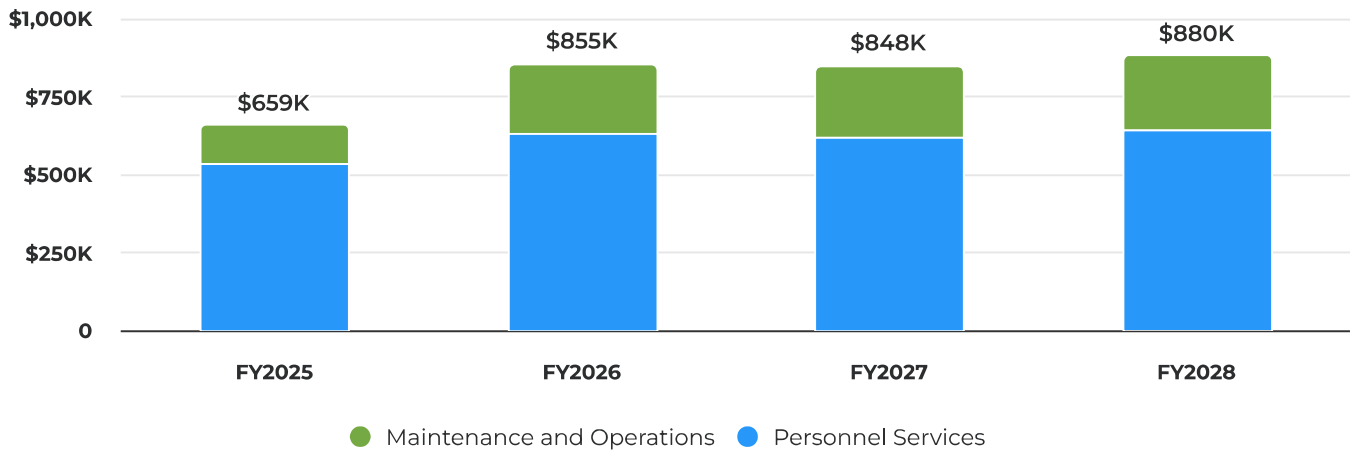


Personnel Financial

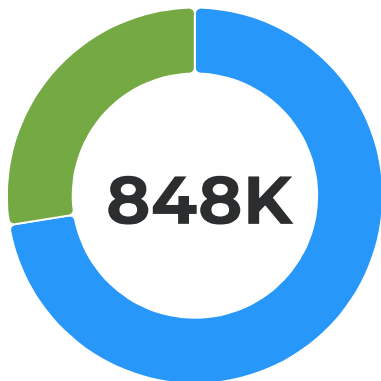
Expenditures by Division

Category	FY 2025 Actuals \$	FY 2026 Current Budget \$	FY 2026 Projected \$	2027 Proposed \$	2028 Proposed \$
Personnel	658,980	855,136	723,721	845,561	877,148
Total Expenditures	658,980	855,136	723,721	845,561	877,148

Expenditures by Category

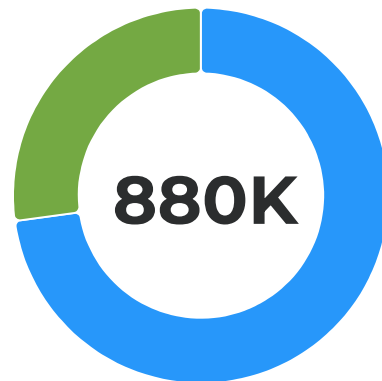


FY27 Expenditures by Category



● Personnel Services	\$614,870	72.49%
● Maintenance and Operations	\$233,400	27.51%

FY28 Expenditures by Category



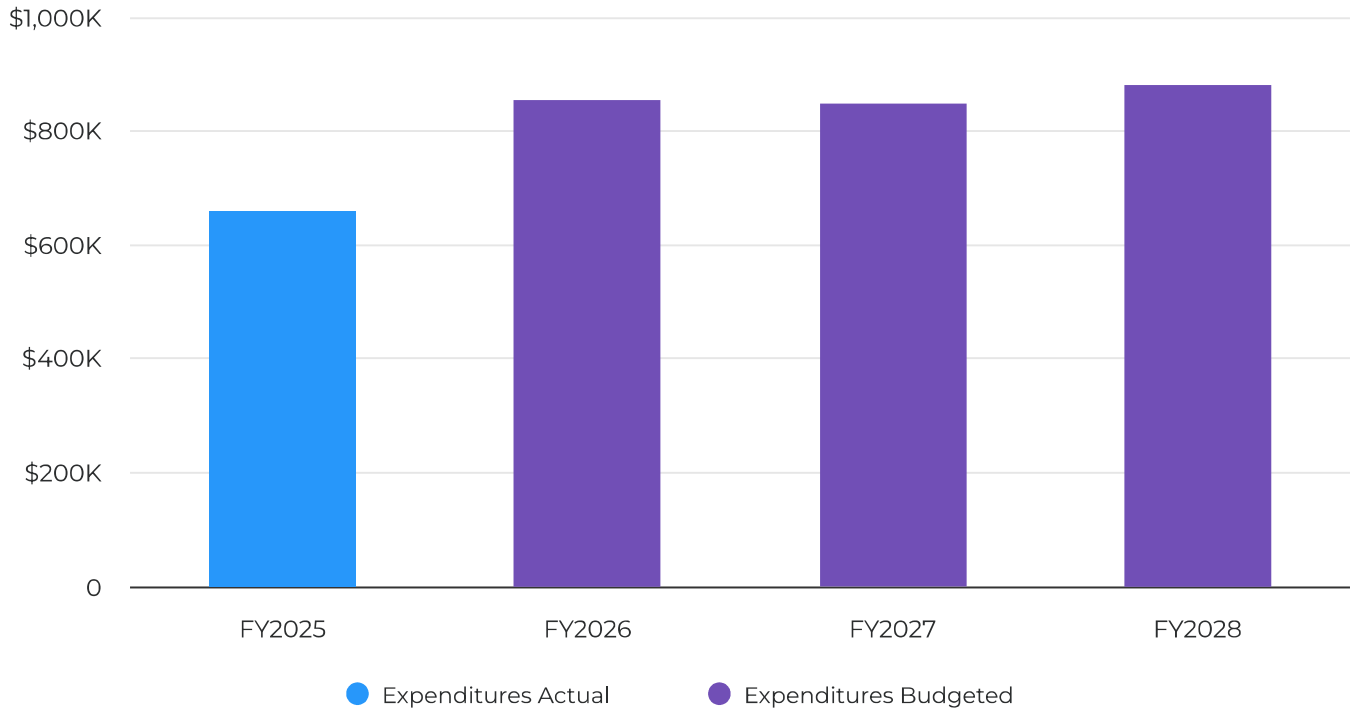
● Personnel Services	\$640,857	72.84%
● Maintenance and Operations	\$239,000	27.16%

Expenditures by Category

Category	Account ID	FY 2025 Actuals \$	FY 2026 Current Budget \$	FY 2026 Projected \$	2027 Proposed \$	2028 Proposed \$
Personnel Services						
Salaries & Wages - Full-time	100-46-5110	372,445	421,029	366,956	403,030	424,157
Part-time Salaries	100-46-5115	35,188	48,902	33,615	39,420	40,603
Overtime Salaries	100-46-5130	153	50	178	50	50
Commission Meetings	100-46-5150	4,125	6,750	6,750	6,750	6,750
Car Allowance	100-46-5160	1,223	990	1,380	1,080	1,080
FICA Contributions	100-46-5220	28,766	32,994	26,327	29,063	30,486
Retirement Contributions	100-46-5230	32,645	34,349	31,595	32,785	34,149
Other Employee Benefits	100-46-5270	3,536	5,493	3,453	3,920	4,128
Defined Contribution	100-46-5271	5,469	11,884	5,879	7,792	8,003
Workers' Compensation	100-46-5272	4,733	4,359	4,359	8,880	9,351
Health Benefits	100-46-5273	43,850	58,245	45,739	75,869	75,869
Life Insurance Benefit	100-46-5276	-	1,058	1,058	2,946	2,946
Wellness Benefit	100-46-5280	850	663	663	575	575
Total Personnel Services		532,984	626,766	527,951	612,161	638,148
Maintenance and Operations						
Dues & Memberships	100-46-5310	380	1,170	1,170	1,600	1,600
Travel & Training	100-46-5320	1,748	4,000	4,000	6,700	6,700
Meetings	100-46-5330	218	1,000	1,000	1,000	1,000
Books & Periodicals	100-46-5340	-	1,100	-	-	-
Employee Recognition	100-46-5350	29,852	40,100	40,100	35,000	35,000
Education / General Employee T	100-46-5360	10,542	15,000	15,000	15,000	15,000
Safety Training	100-46-5370	1,148	2,000	-	2,000	2,000
Contract Services - General	100-46-5400	13,353	35,000	25,000	33,500	33,500
Legal Services	100-46-5410	25,445	55,000	35,000	55,000	55,000
Professional Services	100-46-5420	5,874	32,000	32,000	36,400	32,000
Medical Services	100-46-5425	9,572	15,000	15,000	15,000	15,000
Software Purchases	100-46-5631	22,000	16,000	16,500	15,200	25,200
Special Department Supplies	100-46-5721	4,174	9,000	9,000	7,000	7,000
Pre-Employment Expense	100-46-5722	-	-	-	8,000	8,000
General Supplies	100-46-5740	1,690	2,000	2,000	2,000	2,000
Total Maintenance and Operations		125,996	228,370	195,770	233,400	239,000
Total Expenditures		658,980	855,136	723,721	845,561	877,148



Expenditures Across Division



2026-28 OPERATING BUDGET

FINANCE & ADMINISTRATIVE SERVICES

Non-Departmental

Information Technology (IT)

Fiscal Services

Department Description:

The Finance and Administrative Services Department is responsible for the fiscal affairs and overall financial management of the City to provide timely, accurate, and relevant budgetary and financial information to the City Council, the City Administration, residents, and customers. This includes establishing and maintaining strong internal controls that carry out City policies and ensure compliance with established accounting standards. Operational responsibilities include the handling of cash receipts, cash disbursements, recording of all financial transactions, payroll processing, preparation, development, maintenance, and monitoring of the City budget, maintaining the general ledger, financial reporting, risk management, debt service, investment of surplus cash, and safeguarding the City’s financial assets. The Finance and Administrative Services Department also plays a vital role in supporting billing and customer service operations for water customers, permit applicants, municipal fee payers, and licensing applicants, ensuring efficient and effective service delivery across various city functions. Additionally, the Finance and Administrative Services Department oversees information technology functions and non-departmental activities, and provides generalized support services for the City, including liability protection and retirement administration.

Department Programs:

Non-Departmental

Information Technology (IT)

Fiscal Services

Department Goals:

To provide the fiscal, technology, and management support services necessary to ensure the efficient and effective performance of all City operations consistent with established laws and practices. To achieve this goal, the Finance and Administrative Services Department is organized into three programs: Non-Departmental, Information Technology, and Fiscal Services.



Department: Finance

Program: Non-Departmental (51)

Program Description:

Non-Departmental provides services of printing, telecommunications, risk management, retirement administration and debt service. These services are centralized to reduce costs, increase efficiencies, and maintain uniformity.

Objectives:

1. Process liability claims and administer City's Risk Management program in conjunction with the City's third-party administrator.
2. Provide General Liability Insurance for City operations, property, and equipment to protect against potential losses or damages.
3. Keep copiers and related technology fully operational.
4. Oversee telecommunications for the City.
5. Maintain supply inventory.
6. Provide contract administration and management.
7. Manage debt service.

Department: Finance

Program: Information Technology (IT) (52)

Program Description:

Information Technology is committed to maintaining and advancing operations, services, and communication capabilities through technology to effectively support the City's operational needs and strategic plan. This includes managing the City's centralized computer network, workstations, and other infrastructure, while also providing responsive customer service to all departments. The division also ensures the development and deployment of citywide technology infrastructure in alignment with strategic objectives, and prioritizes cybersecurity measures and data protection initiatives to safeguard City assets and information.

Objectives:

1. Provide support for the use of designated software and hardware.
2. Develop and maintain an IT infrastructure replacement schedule.
3. Manage the contract for the City's IT provider and collaborate with the firm to provide effective services to City departments.
 - a. License all software utilized by the City.
 - b. Connect users through the city's integrated accounting system that can be utilized by designated users.
 - c. Maintain the City's Local Area Network for e-mail and internet connectivity.
 - d. Upgrade the City's Windows-based software.
 - e. Implement cybersecurity measures to safeguard sensitive data and prevent cyber threats.
 - f. Monitor the network to ensure proper use of the internet according to the City's policy.
 - g. Maintain the security of the City's Management Information System.
 - h. Conduct regular backups of critical data to ensure data integrity and disaster recovery preparedness.

Department: Finance

Program: Fiscal Services (53)

Program Description:

Fiscal Services administers the financial operations of the City, including service delivery to both the public and internally to all City departments. These services include accounts receivable, accounts payable, budgeting, and financial reporting for all City departments. Fiscal Services is responsible for preparing, monitoring, and periodically reporting the annual budget, the annual financial report, the investment of City funds, and debt issuance and management.

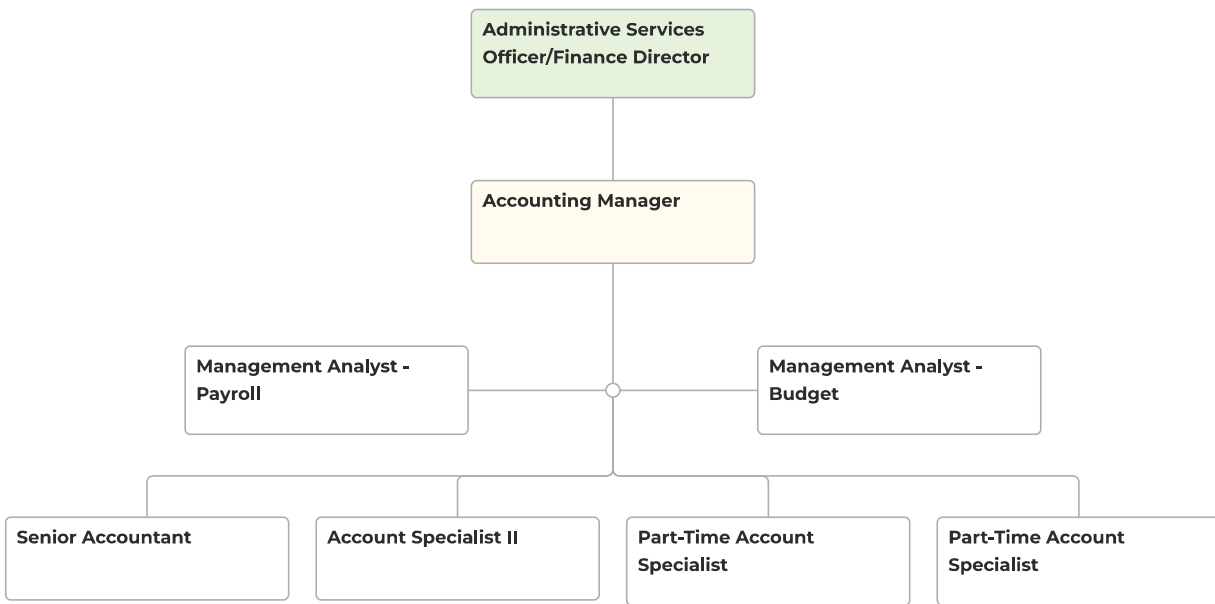
Objectives:

1. Complete the Annual Comprehensive Financial Report in a timely and accurate manner to meet the Government Finance Officers Association criteria for excellence in financial reporting and obtain a Certificate of Achievement Award.
2. Timely processing of invoices for payment.
3. Develop City's Annual Operating and Capital Budgets.
4. Ensure accurate and timely financial reporting, including year-end reports, carryover reports, and mid-year budget reviews.
5. Complete all required financial reports in an accurate and timely manner.
6. Service the debt for the City and Successor Agency bond debt.
7. Implement new pronouncements from the Governmental Accounting Standards Board as appropriate.

Finance Personnel

Department	Budget FTE 2023-24	Budget FTE 2024-25	Budget FTE 2025-26	Current FTE 2025-26	Proposed FTE 2026-27	Proposed FTE 2027-28
Finance/Administrative Services						
Administrative Services Officer/Finance Director	1	1	1	1	1	1
Deputy Admin Officer/Finance Director (a)	1	1	1	1	1	1
Accounting Manager (b)	0	1				
Management Analyst	1	2	2	2	2	2
Senior Accountant (g)		1	1	1	1	1
Accountant (g)	1					
Senior Account Specialist (h)	1					
Account Specialist I/II	1	1	1	1	1	1
Part-Time Account Specialist II	0.8	0.8	0.8	0.8	0.8	0.8
Total FTE Positions:	6.8	7.8	6.8	6.8	6.8	6.8

Finance Department

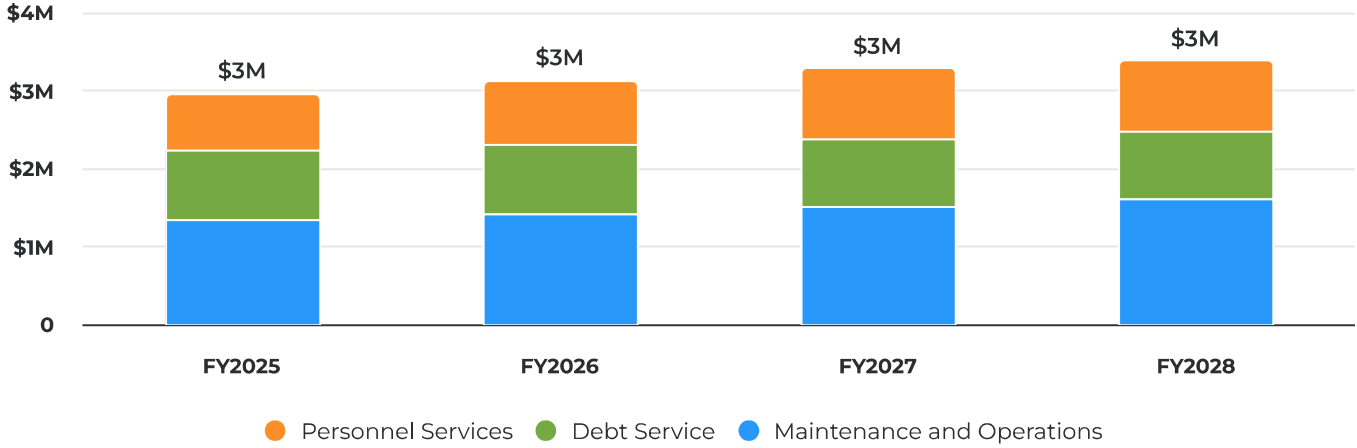


Non-Departmental Financial

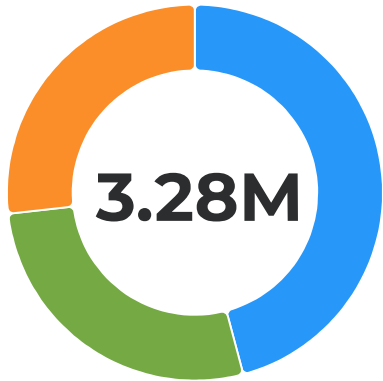
Expenditures by Division

Category	FY 2025 Actuals \$	FY 2026 Current Budget \$	FY 2026 Projected \$	2027 Proposed \$	2028 Proposed \$
Non-Departmental	2,954,377	3,128,103	3,212,320	3,279,340	3,377,011
Total Expenditures	2,954,377	3,128,103	3,212,320	3,279,340	3,377,011

Expenditures by Category

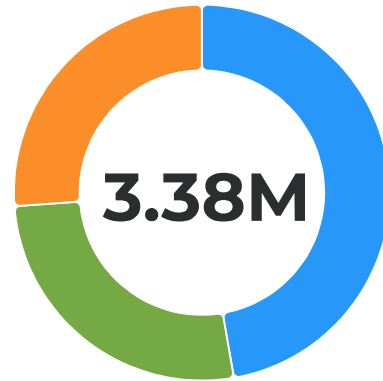


FY27 Expenditures by Category



● Maintenance and Operations	\$1,504,172	45.87%
● Personnel Services	\$896,680	27.34%
● Debt Service	\$878,488	26.79%

FY28 Expenditures by Category



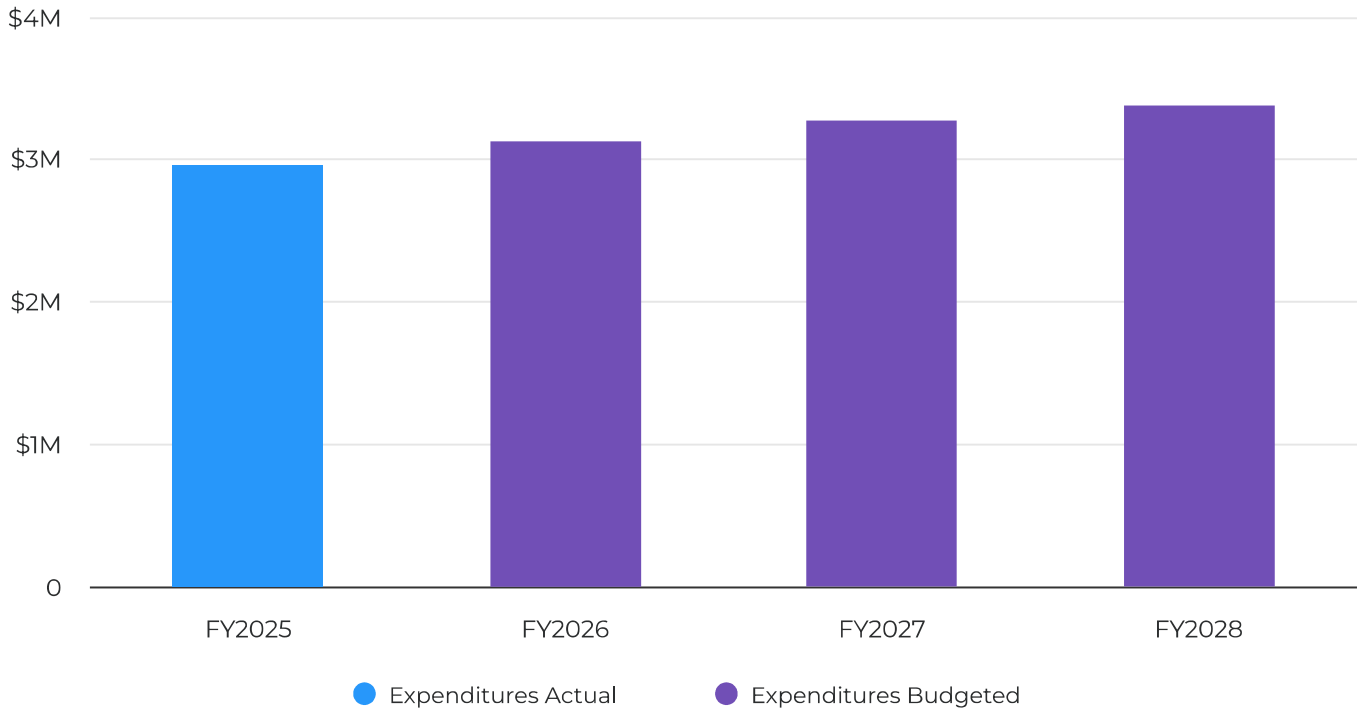
● Maintenance and Operations	\$1,596,881	47.29%
● Personnel Services	\$896,680	26.55%
● Debt Service	\$883,450	26.16%

Expenditures by Category

Category	Account ID	FY 2025 Actuals \$	FY 2026 Current Budget \$	FY 2026 Projected \$	2027 Proposed \$	2028 Proposed \$
Personnel Services						
Retirement Contributions	100-51-5230	7,598	20,000	20,000	20,000	20,000
Other Employee Benefits	100-51-5270	27,098	100,000	100,000	100,000	100,000
Health Benefits	100-51-5273	5,530	6,680	6,680	6,680	6,680
Retiree Medical Benefit	100-51-5290	689,194	705,000	770,680	770,000	770,000
Total Personnel Services		729,420	831,680	897,360	896,680	896,680
Maintenance and Operations						
Travel & Training	100-51-5320	15	-	-	-	-
Contract Services - General	100-51-5400	24,187	25,700	25,700	27,500	23,740
Banking Services	100-51-5435	98,683	120,000	129,237	130,857	131,974
Telephone/Internet	100-51-5511	172,468	160,000	170,000	157,000	162,495
Small Equipment Maintenance	100-51-5545	1,797	3,500	2,800	2,850	1,900
Rental/Lease of Equipment	100-51-5552	33,493	42,350	42,350	45,004	45,004
Insurance	100-51-5610	987,025	1,018,097	1,018,097	1,095,361	1,186,168
Office Supplies	100-51-5710	5,011	9,100	9,100	9,100	9,100
Postage	100-51-5720	12,380	16,000	16,000	16,000	16,000
Miscellaneous	100-51-5900	-15	-	-	-	-
Payments to Other Agencies	100-51-5910	11,097	17,000	17,000	17,000	17,000
Bad Debt Expense	100-51-5960	392	3,500	3,500	3,500	3,500
Total Maintenance and Operations		1,346,532	1,415,247	1,433,784	1,504,172	1,596,881
Debt Service						
Interest Expense	100-51-5980	198,425	181,176	181,176	163,488	143,450
Principal Payments	100-51-5985	680,000	700,000	700,000	715,000	740,000
Total Debt Service		878,425	881,176	881,176	878,488	883,450
Total Expenditures		2,954,377	3,128,103	3,212,320	3,279,340	3,377,011



Expenditures Across Division

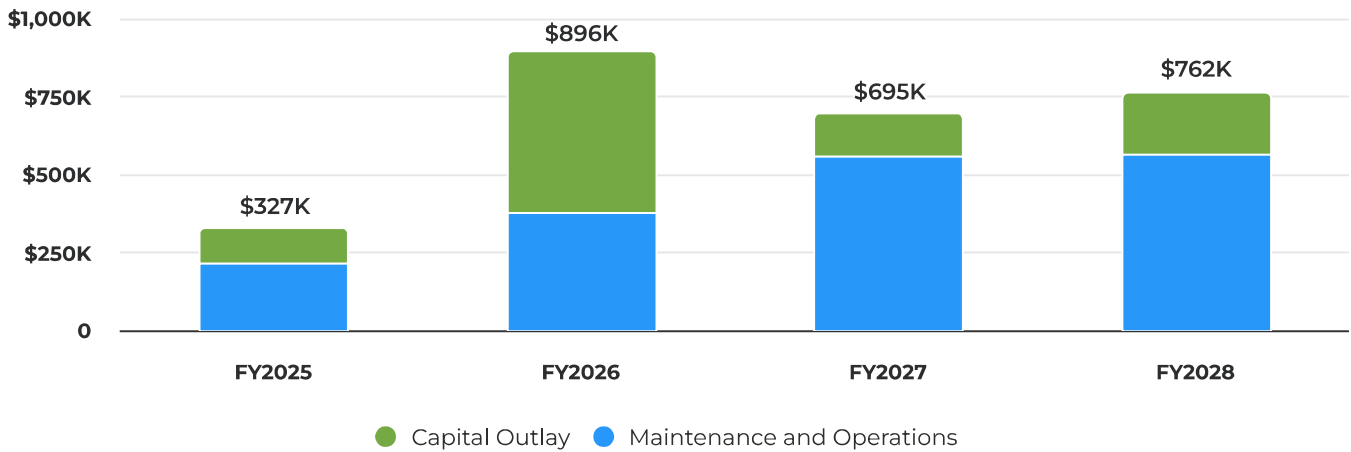


Informational Technology Financial

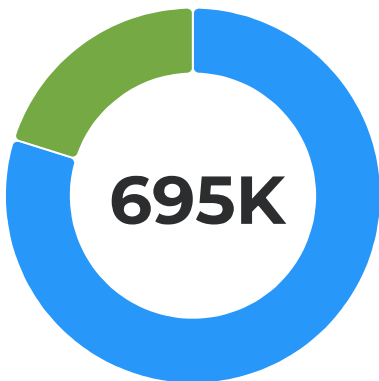
Expenditures by Division

Category	FY 2025 Actuals \$	FY 2026 Current Budget \$	FY 2026 Projected \$	2027 Proposed \$	2028 Proposed \$
IT/Technology	326,567	895,815	494,210	694,541	762,254
Total Expenditures	326,567	895,815	494,210	694,541	762,254

Expenditures by Category

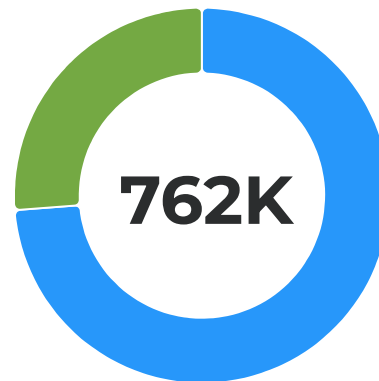


FY27 Expenditures by Category



● Maintenance and Operations **\$554,541** 79.84%
● Capital Outlay **\$140,000** 20.16%

FY28 Expenditures by Category

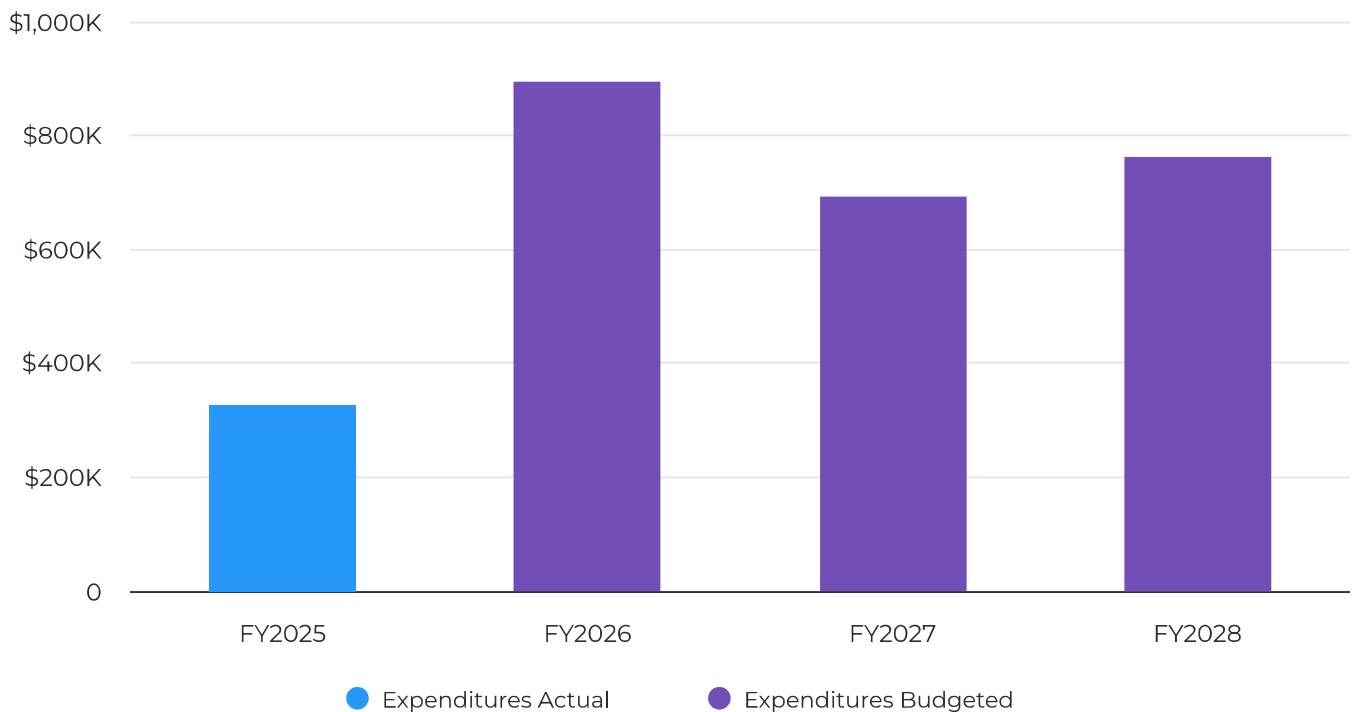


● Maintenance and Operations **\$562,254** 73.76%
● Capital Outlay **\$200,000** 26.24%

Expenditures by Category

Category	Account ID	FY 2025 Actuals \$	FY 2026 Current Budget \$	FY 2026 Projected \$	2027 Proposed \$	2028 Proposed \$
Maintenance and Operations						
Technology Technical Services	100-52-5440	103,960	139,451	110,000	250,451	250,451
Repair & Maintenance Services	100-52-5560	-	2,000	2,000	2,000	2,000
Software Licensing & Support	100-52-5570	54,859	161,458	161,458	224,051	228,612
Special Department Supplies	100-52-5721	345	10,000	10,000	10,000	10,000
Software	100-52-5725	47,345	55,752	55,752	63,039	66,191
General Supplies	100-52-5740	5,156	5,000	5,000	5,000	5,000
Total Maintenance and Operations		211,665	373,661	344,210	554,541	562,254
Capital Outlay						
Capital Outlay	100-52-5840	114,903	522,153	150,000	140,000	200,000
Total Capital Outlay		114,903	522,153	150,000	140,000	200,000
Total Expenditures		326,567	895,815	494,210	694,541	762,254

Expenditures Across Division

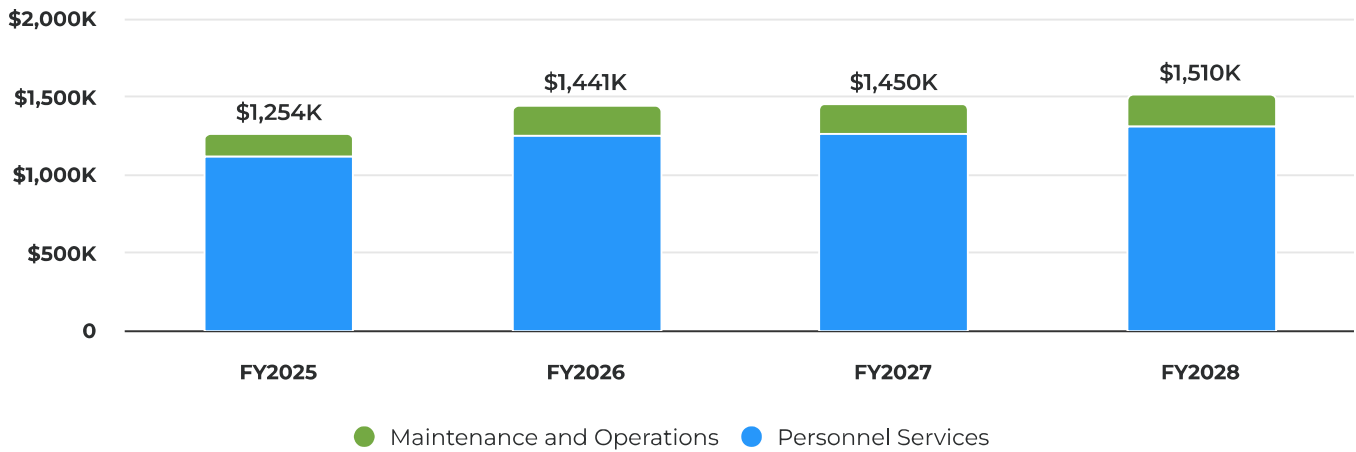


Fiscal Services Financial

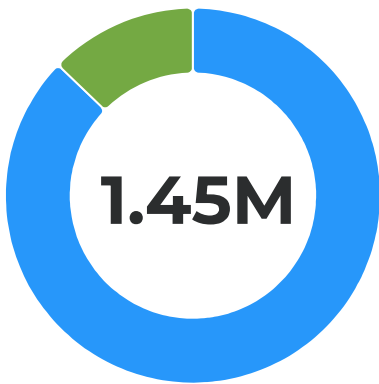
Expenditures by Division

Category	FY 2025 Actuals \$	FY 2026 Current Budget \$	FY 2026 Projected \$	2027 Proposed \$	2028 Proposed \$
Finance	1,254,045	1,441,028	1,387,460	1,445,901	1,506,680
Total Expenditures	1,254,045	1,441,028	1,387,460	1,445,901	1,506,680

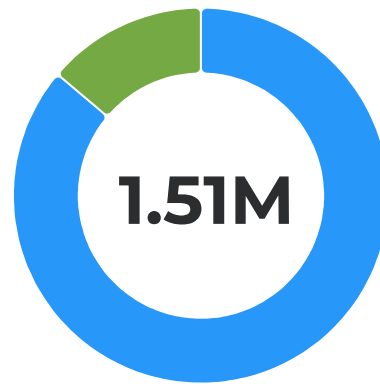
Expenditures by Category



FY27 Expenditures by Category



FY28 Expenditures by Category



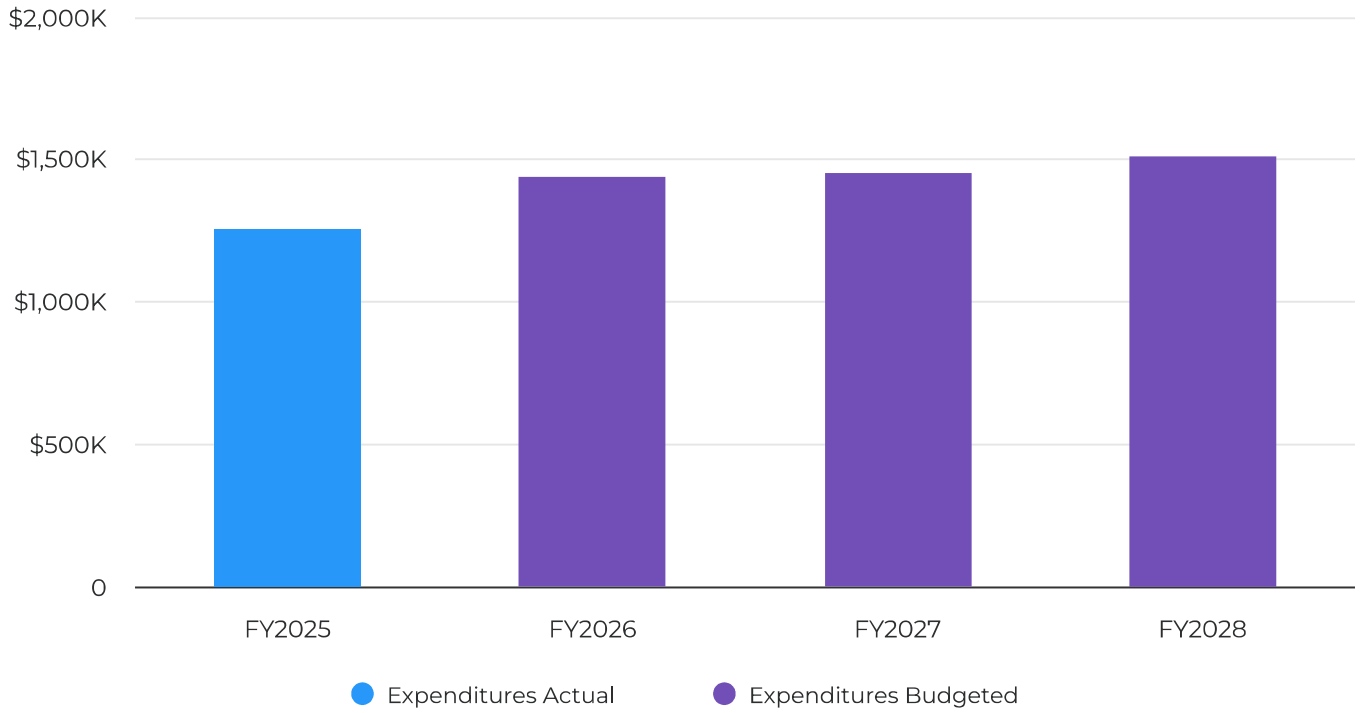
● Personnel Services	\$1,264,999	87.26%
● Maintenance and Operations	\$184,702	12.74%

● Personnel Services	\$1,301,729	86.18%
● Maintenance and Operations	\$208,750	13.82%

Expenditures by Category

Category	Account ID	FY 2025 Actuals \$	FY 2026 Current Budget \$	FY 2026 Projected \$	2027 Proposed \$	2028 Proposed \$
Personnel Services						
Salaries & Wages - Full-time	100-53-5110	765,951	726,547	701,990	763,683	791,974
Part-time Salaries	100-53-5115	52,232	61,830	56,634	29,847	30,743
Overtime Salaries	100-53-5130	1,983	5,000	5,000	5,000	5,000
Car Allowance	100-53-5160	1,830	3,348	3,192	3,348	3,348
FICA Contributions	100-53-5220	53,546	56,734	54,479	55,285	56,701
Retirement Contributions	100-53-5230	71,615	203,271	207,324	218,578	223,481
Other Employee Benefits	100-53-5270	9,361	10,159	9,468	7,475	7,753
Defined Contribution	100-53-5271	3,883	17,894	1,067	10,522	10,837
Workers' Compensation	100-53-5272	58,516	53,896	53,896	16,962	17,593
Health Benefits	100-53-5273	96,254	101,041	98,750	143,720	143,720
Life Insurance Benefit	100-53-5276	2,346	1,934	1,934	5,589	5,589
Wellness Benefit	100-53-5280	1,408	1,215	1,215	1,190	1,190
Total Personnel Services		1,118,924	1,242,868	1,194,950	1,261,199	1,297,929
Maintenance and Operations						
Dues & Memberships	100-53-5310	1,478	2,010	2,010	1,715	1,890
Travel & Training	100-53-5320	2,148	5,050	4,500	3,325	3,325
Meetings	100-53-5330	789	2,400	2,400	1,550	1,550
Books & Periodicals	100-53-5340	-	100	-	-	-
Legal Services	100-53-5410	12,965	13,000	13,000	10,000	10,000
Professional Services	100-53-5420	75,902	106,940	106,940	96,784	100,095
Audit Services	100-53-5430	37,597	44,260	44,260	46,473	66,242
Contract Professional Labor	100-53-5450	-	20,100	15,100	20,855	21,648
Repair & Maintenance Services	100-53-5560	-	300	300	-	-
General Supplies	100-53-5740	4,242	4,000	4,000	4,000	4,000
Total Maintenance and Operations		135,121	198,160	192,510	184,702	208,750
Total Expenditures		1,254,045	1,441,028	1,387,460	1,445,901	1,506,680

Expenditures Across Division



2026-28 OPERATING BUDGET

COMMUNITY DEVELOPMENT

Economic Development

Planning

Neighborhood Enhancement

Building Safety

Oil Field Services

Department Description:

The Community Development Department is dedicated to enhancing the quality of life in Signal Hill by fostering a safe, sustainable, and vibrant built environment. The department partners with residents, businesses, and developers to guide the City's growth through thoughtful planning, transparent permitting, and the preservation of the city's unique community character. The Community Development Department has five Divisions: Economic Development, Planning, Building & Safety, Neighborhood Enhancement, and Oil Field Services.

Department Divisions:

Economic Development

Planning

Neighborhood Enhancement

Building Safety

Oil Field Services

Departmental Goals:

1. Facilitate a comprehensive review process that ensures new development exemplifies high-quality architectural design, functional innovation, and vibrant place making. Ensure new development conforms with the General Plan and Municipal Code, with a specialized focus on Zoning, Building Safety, and Oil and Gas regulations.
2. Modernize the Municipal Code to streamline development workflows and reduce administrative hurdles. Optimize regulatory framework to foster a 'development-friendly' environment that attracts investment while maintaining high local standards.



3. Enhance the City's aesthetic and structural integrity through proactive code enforcement. Continually evaluate and amend local ordinances to address emerging community needs and preserve the unique visual character of Signal Hill.
4. Finalize the Overlay Development Standards and the associated Programmatic CEQA EIR to establish a transparent and predictable roadmap for the City's future growth and land-use density.
5. Launch a targeted outreach initiative to the development and investment community to showcase the unique opportunities within the Overlay Area, actively promoting the revitalization of underutilized properties.
6. Adopt the Environmental Justice and Environmental Resources Elements to ensure equitable and sustainable planning. Establish a strategic multi-year schedule to update and maintain all State-mandated General Plan Elements, ensuring the City remains in full regulatory compliance.
7. Maintain oversight of the Oil and Gas Code, specifically addressing the complexities of developing properties with abandoned wells. Ensure all energy operations meet strict community standards for noise mitigation, public safety, and visual integration.
8. Wind down the activities of the former Redevelopment Agency.
9. Increase and diversify revenue sources to the City through economic development activities.
10. Provide information on existing affordable housing sites to the community and work with developers on building new affordable housing units.
11. Complete the Exclusive Negotiation Agreement (ENA) with National Community Renaissance, the City's development partner, for the development of the Orange Bluff and Walnut Bluff workforce housing sites.
12. Finalize negotiation of Disposition and Development Agreements for City-owned properties
13. Implement the Affordable Housing Agreement with National Community Renaissance for the Walnut Buff Workforce Housing Project.
14. Advance efforts to develop the Orange Bluff Workforce Housing Project and other Housing Element sites.

Department: Community Development

Program: Economic Development (47)

Program Description:

Economic Development is responsible for generating and diversifying revenues for the City. Economic Development assists in expanding businesses and works to retain current businesses. In addition, Economic Development assists with attracting new businesses to the community.

Objectives

1. Monitor sales tax generated in Signal Hill and top 25-sales tax producers.
2. Assist with the sale of former Redevelopment Agency properties and development of Exclusive Right to Negotiate Agreements and Disposition and Development Agreements.
3. Assist in the planning efforts for the development of housing, retail outlets, commercial outlets, and hotels on former Redevelopment Agency properties.
4. Work to attract new businesses and generate and diversify revenue sources for the City by attending and participating in ICSC regional and national events.
5. Work with Signal Hill Petroleum on development opportunities to increase and diversify revenue opportunities.

Department: Community Development

Program: Planning (61)

Program Description:

Planning shapes the future of Signal Hill by managing the City's General Plan and Zoning Ordinance. Planning staff provide expert guidance on environmental reviews (CEQA), development applications, and long-range urban design to ensure growth aligns with community values. The Planning Division provides professional staff support to the Planning Commission and the Sustainable City Committee, fostering transparent public dialogue on land use and environmental stewardship.

Objectives:

1. Coordinate plan review and process entitlements for commercial, industrial and residential projects.
2. Coordinate the entitlements for economic development projects.
3. Prepare agendas and facilitate Planning Commission and Sustainable City Committee meetings.
4. Facilitate and attend community outreach activities for development projects and the Housing Element.
5. Maintain and regularly update Elements of the General Plan in accordance with State requirements, implement 6th Cycle Housing Element programs, including facilitating development of affordable and economic housing projects, and prepare the General Plan Annual Progress Report.

Department: Community Development

Program: Neighborhood Enhancement (62)

Program Description:

Neighborhood Enhancement includes code enforcement, administration of the Sustainable City Committee and neighborhood improvement programs including efforts to improve the residents' satisfaction with their neighborhoods such as the sustainability and beautification awards programs, Mayor's clean ups, and community outreach. Neighborhood Enhancement focuses on the vitality and aesthetics of Signal Hill. By managing Code Enforcement and neighborhood improvement programs, the division works to preserve property values and community pride.

Objectives:

1. Rapidly respond to resident requests for code enforcement.
2. Administer Sustainability and Beautification awards programs.

Department: Community Development

Program: Building Safety (63)

Program Description:

Dedicated to the safety of our residents and businesses, this division oversees the technical lifecycle of construction projects. Staff manage the coordination of interdepartmental reviews, perform detailed plan checks, and issue permits. Inspectors provide field oversight during construction to ensure all structures meet the California Building Standards Code.

Objectives:

1. Plan check review of “deemed complete” submittals for minor plan checks in 10 working days 90% of the time.
2. Plan check review of “deemed complete” submittals for major plan checks in 15 working days 90% of the time.
3. Rapidly respond to building inspection requests.
4. Enforce building codes and lead private property and building code enforcement efforts.
5. Annually conduct inspections and prepare reports for facilities with Institutional Permits.
6. Regularly update the building and related codes in response to State requirements.

Department: Community Development

Program: Oil Field Services (64)

Program Description:

Oil Field Services includes oversight and coordination with the Planning Services Division for compliance with provisions of the City's Oil and Gas Code including development of properties with abandoned oil wells, citywide and site specific methane assessment and mitigation measures, inspection of oil field facilities and coordination of permits.

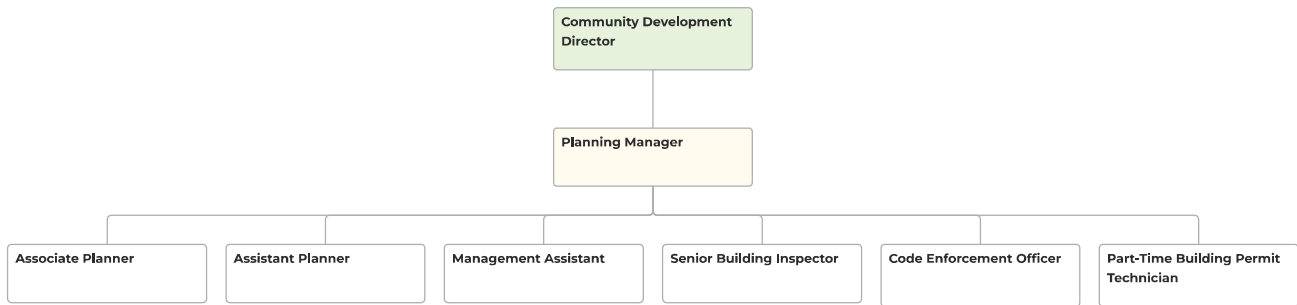
Objectives:

1. Oversight of compliance with the City's Oil and Gas Code including development on properties with abandoned oil wells, citywide methane assessment and mitigation.
2. Annually conduct inspections of active oil and gas facilities and ensure compliance with the City's Oil and Gas Code and State regulatory agencies.
3. Rapidly respond to neighborhood complaint-initiated inspections of facilities and operations for noise, odor, maintenance, landscape, etc.

Community Development Personnel

Department	Budget FTE 2023-24	Budget FTE 2024-25	Budget FTE 2025-26	Current FTE 2025-26	Proposed FTE 2026-27	Proposed FTE 2027-28
Community Development						
Community Development Director	1	1	1	1	1	1
Planning Manager	1	1	1	1	1	1
Management Assistant	1	1	1	1	1	1
Associate Planner	1	1	1	1	1	1
Assistant Planner (i)		1	1	1	1	1
Principal Building Inspector	1	1	1	1	1	1
Code Enforcement Officer (j)		0.5	1	1	1	1
Part-Time Permit Technician	0.5	0.5	0.5	0.5	0.5	0.5
Total FTE Positions:	5.7	7.0	7.5	7.5	7.5	7.5

Community Development Department

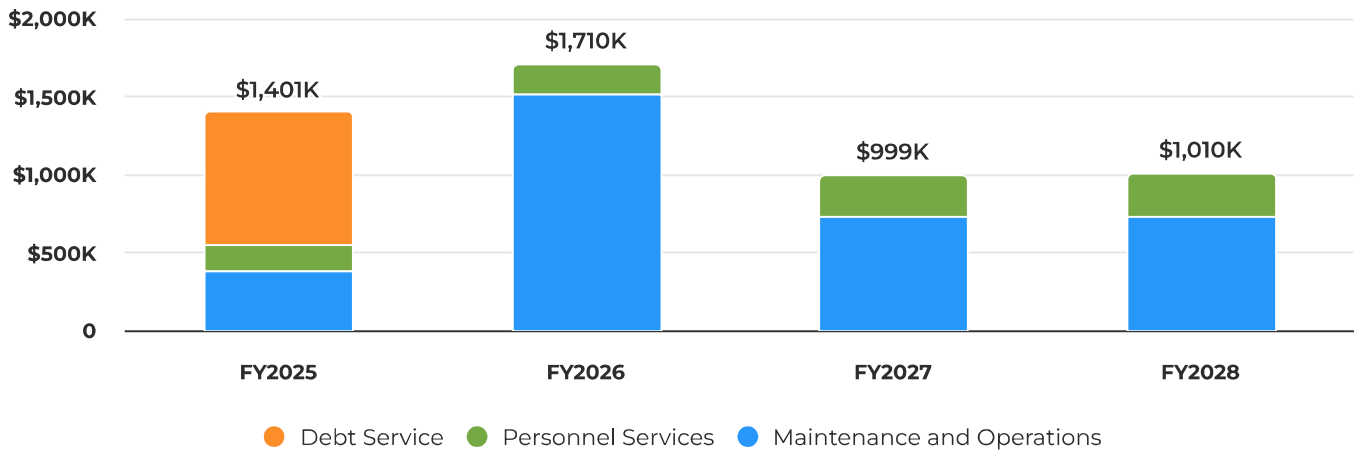


Economic Development Financial

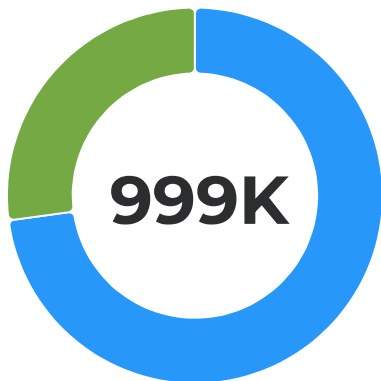
Expenditures by Division

Category	FY 2025 Actuals \$	FY 2026 Current Budget \$	FY 2026 Projected \$	2027 Proposed \$	2028 Proposed \$
Economic Development	1,401,167	1,709,895	1,169,125	997,773	1,009,621
Total Expenditures	1,401,167	1,709,895	1,169,125	997,773	1,009,621

Expenditures by Category

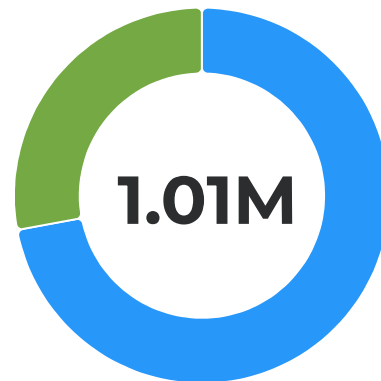


FY27 Expenditures by Category



● Maintenance and Operations	\$727,964	72.90%
● Personnel Services	\$270,610	27.10%

FY28 Expenditures by Category



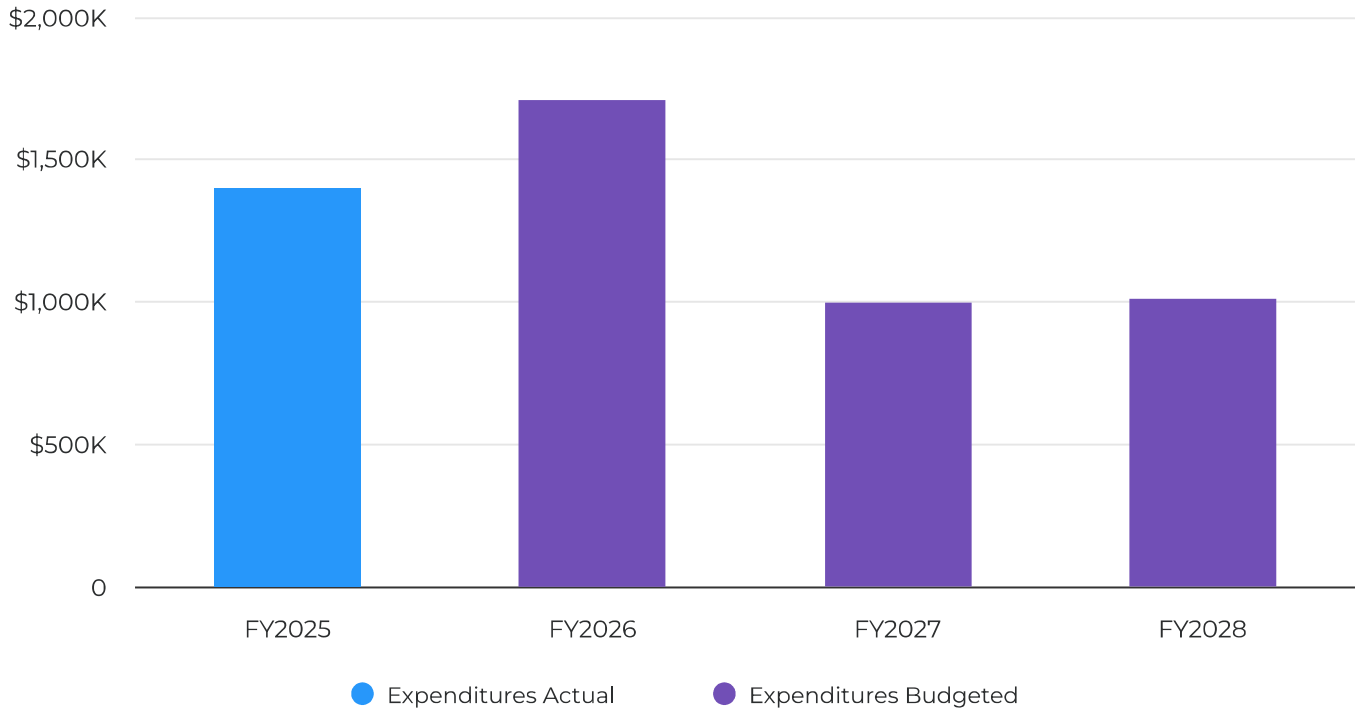
● Maintenance and Operations	\$728,080	72.06%
● Personnel Services	\$282,342	27.94%

Expenditures by Category

Category	Account ID	FY 2025 Actuals \$	FY 2026 Current Budget \$	FY 2026 Projected \$	2027 Proposed \$	2028 Proposed \$
Personnel Services						
Salaries & Wages - Full-time	100-47-5110	129,646	145,678	101,443	204,438	214,961
Car Allowance	100-47-5160	1,014	990	1,205	2,700	2,700
FICA Contributions	100-47-5220	8,892	11,220	6,248	12,764	13,003
Retirement Contributions	100-47-5230	17,276	15,441	13,155	16,054	16,643
Other Employee Benefits	100-47-5270	1,265	1,852	948	2,028	2,133
Defined Contribution	100-47-5271	536	5,459	446	3,520	3,558
Workers' Compensation	100-47-5272	1,096	1,009	1,009	4,594	4,832
Health Benefits	100-47-5273	16,164	17,805	10,676	22,361	22,361
Life Insurance Benefit	100-47-5276	-	340	340	988	988
Wellness Benefit	100-47-5280	250	288	288	363	363
Total Personnel Services		176,138	200,082	135,758	269,809	281,540
Maintenance and Operations						
Dues & Memberships	100-47-5310	475	1,300	1,300	400	400
Travel & Training	100-47-5320	4,767	5,000	3,300	9,850	9,850
Meetings	100-47-5330	4,566	3,850	3,850	-	-
Books & Periodicals	100-47-5340	-	1,000	-	-	-
Contract Services - General	100-47-5400	272,678	875,167	402,228	86,062	86,062
Legal Services	100-47-5410	45,915	60,000	60,000	60,000	60,000
Utility Services	100-47-5512	29,304	24,000	18,000	36,000	36,000
Rental of Land & Buildings Exp	100-47-5551	1,566	508,806	508,806	514,849	514,849
Software Licensing & Support	100-47-5570	-	-	2,578	-	-
Media Services	100-47-5630	384	-	-	-	-
Software Purchases	100-47-5631	5,853	15,000	17,615	15,000	15,000
General Supplies	100-47-5740	5,582	10,000	10,000	-	-
Payments to Other Agencies	100-47-5910	6,087	5,689	5,689	5,803	5,919
Total Maintenance and Operations		377,177	1,509,813	1,033,367	727,964	728,080
Debt Service						
Lease Interest Expense	100-47-5980	281,993	-	-	-	-
Lease Principal Expense	100-47-5985	565,860	-	-	-	-
Total Debt Service		847,853	-	-	-	-
Total Expenditures		1,401,167	1,709,895	1,169,125	997,773	1,009,621



Expenditures Across Division

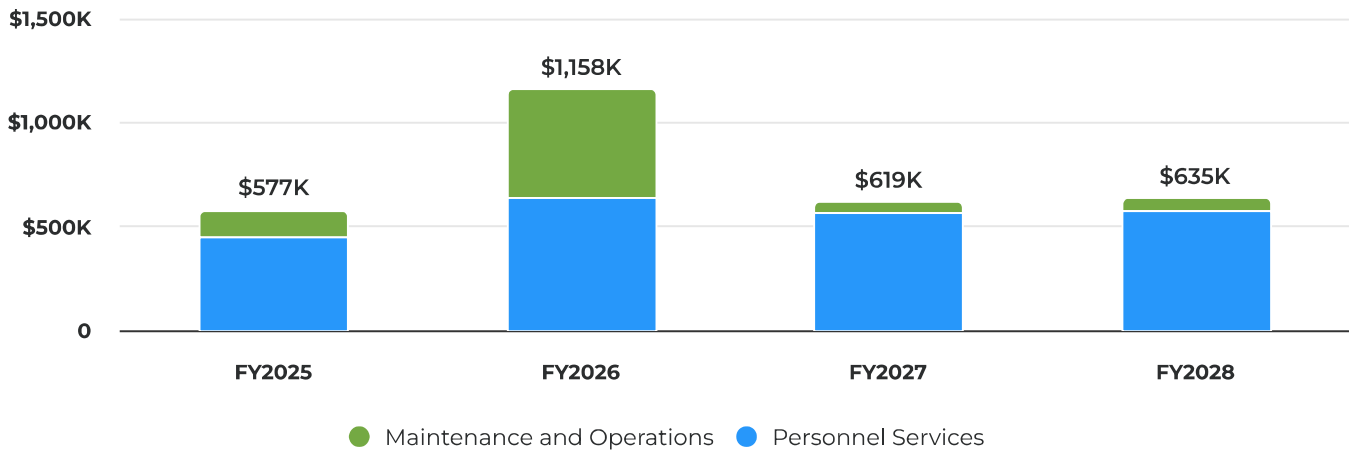


Planning Financial

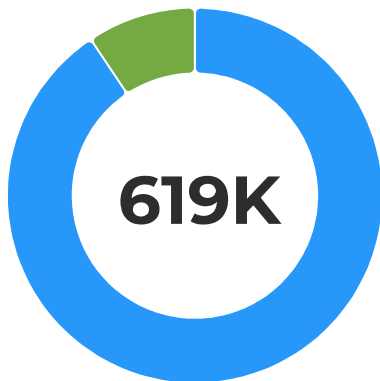
Expenditures by Division

Category	FY 2025 Actuals \$	FY 2026 Current Budget \$	FY 2026 Projected \$	2027 Proposed \$	2028 Proposed \$
Planning Services	576,861	1,157,566	822,490	616,893	633,791
Total Expenditures	576,861	1,157,566	822,490	616,893	633,791

Expenditures by Category

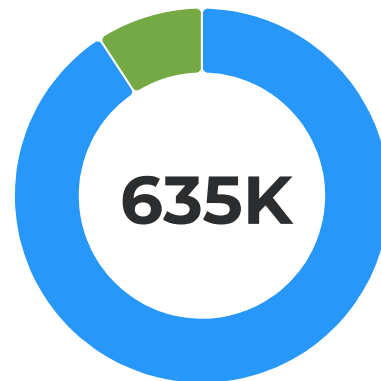


FY27 Expenditures by Category



● Personnel Services	\$560,697	90.65%
● Maintenance and Operations	\$57,850	9.35%

FY28 Expenditures by Category



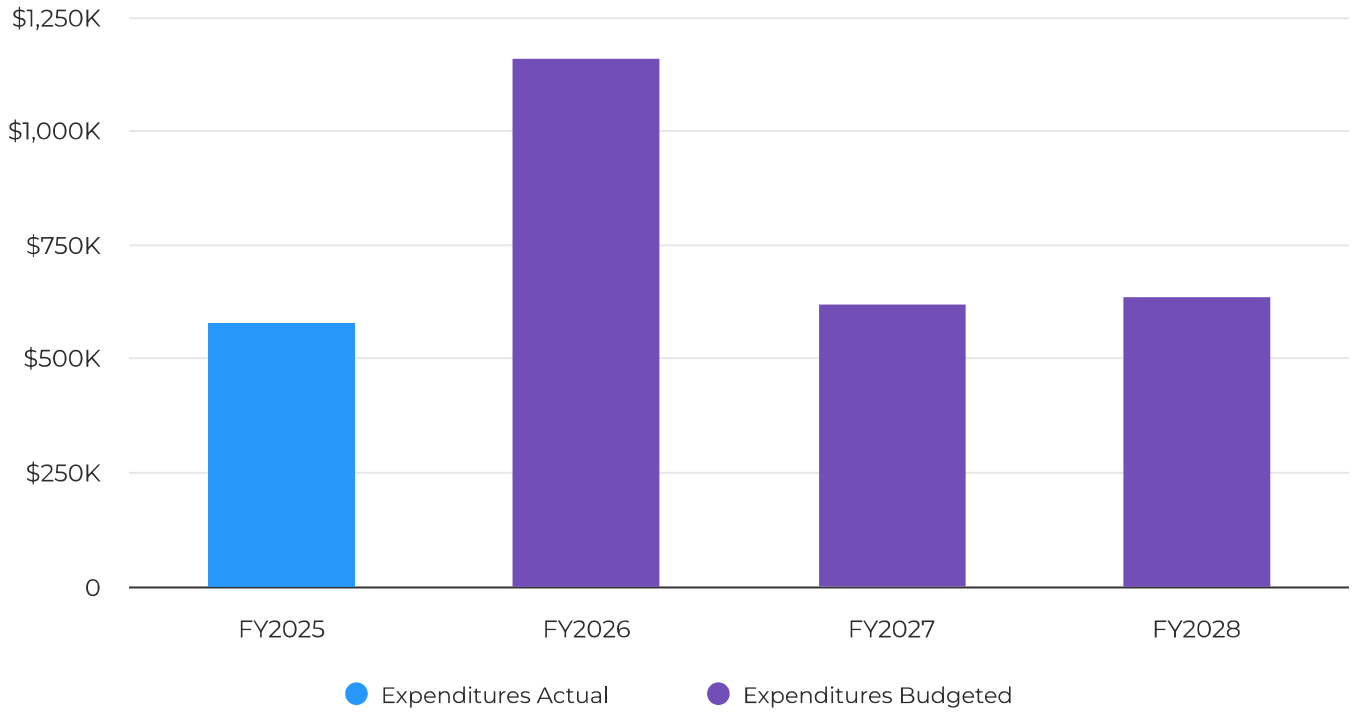
● Personnel Services	\$576,967	90.80%
● Maintenance and Operations	\$58,477	9.20%

Expenditures by Category

Category	Account ID	FY 2025 Actuals \$	FY 2026 Current Budget \$	FY 2026 Projected \$	2027 Proposed \$	2028 Proposed \$
Personnel Services						
Salaries & Wages - Full-time	100-61-5110	315,914	328,256	320,075	275,269	286,132
Part-time Salaries	100-61-5115	38	4,802	4,212	4,710	4,851
Overtime Salaries	100-61-5130	211	2,000	2,000	2,946	2,975
Commission Meetings	100-61-5150	7,223	11,800	8,800	8,800	8,800
Car Allowance	100-61-5160	1,815	1,800	1,474	900	900
FICA Contributions	100-61-5220	24,178	25,319	23,990	20,098	20,755
Retirement Contributions	100-61-5230	32,843	186,507	183,660	181,131	185,307
Other Employee Benefits	100-61-5270	5,958	4,514	5,941	2,716	2,824
Defined Contribution	100-61-5271	5,658	6,150	3,949	1,777	1,831
Workers' Compensation	100-61-5272	3,913	3,604	3,604	6,177	6,422
Health Benefits	100-61-5273	51,128	57,605	50,848	52,653	52,653
Life Insurance Benefit	100-61-5276	1,489	546	546	1,653	1,653
Wellness Benefit	100-61-5280	250	363	363	213	213
Total Personnel Services		450,617	633,267	609,462	559,043	575,314
Maintenance and Operations						
Dues & Memberships	100-61-5310	273	700	380	700	700
LAFCO Charge	100-61-5315	1,169	1,500	1,500	1,500	1,500
Travel & Training	100-61-5320	396	500	-	7,410	7,410
Meetings	100-61-5330	2,768	3,650	3,650	-	-
Books & Periodicals	100-61-5340	45	260	260	-	-
Contract Services - General	100-61-5400	84,581	470,051	159,600	3,000	3,000
Legal Services	100-61-5410	22,580	32,000	32,000	32,000	32,000
Telephone/Data	100-61-5511	-	500	500	252	252
Software Licensing & Support	100-61-5570	-	2,100	2,100	2,350	2,350
Fleet Provision Charge	100-61-5590	7,733	5,387	5,387	3,200	3,816
Media Services	100-61-5630	503	4,000	4,000	4,000	4,000
General Supplies	100-61-5740	5,906	3,000	3,000	3,000	3,000
Gasoline, Oil & Tires	100-61-5750	289	651	651	438	449
Total Maintenance and Operations		126,243	524,299	213,028	57,850	58,477
Total Expenditures		576,861	1,157,566	822,490	616,893	633,791



Expenditures Across Division

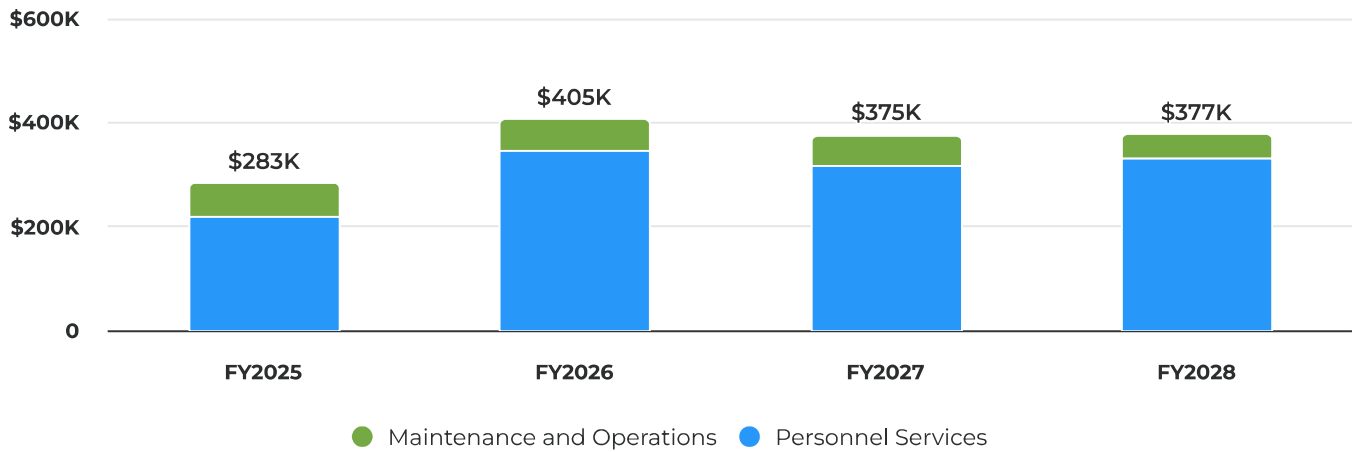


Neighborhood Enhancement Financial

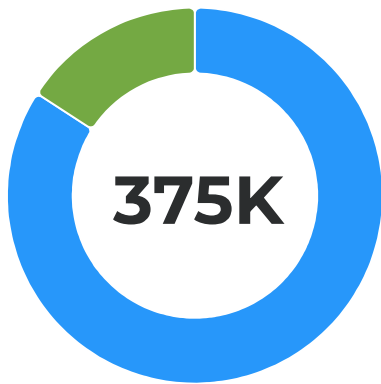
Expenditures by Division

Category	FY 2025 Actuals \$	FY 2026 Current Budget \$	FY 2026 Projected \$	2027 Proposed \$	2028 Proposed \$
Neighborhood Enhancement	282,598	405,356	373,192	373,315	375,139
Total Expenditures	282,598	405,356	373,192	373,315	375,139

Expenditures by Category

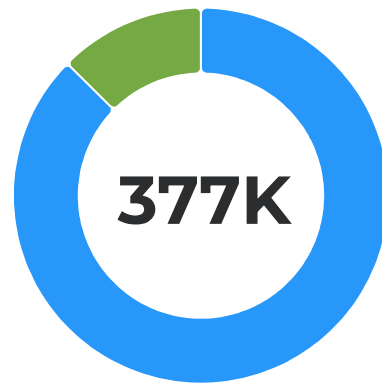


FY27 Expenditures by Category



● Personnel Services	\$315,361	84.12%
● Maintenance and Operations	\$59,531	15.88%

FY28 Expenditures by Category



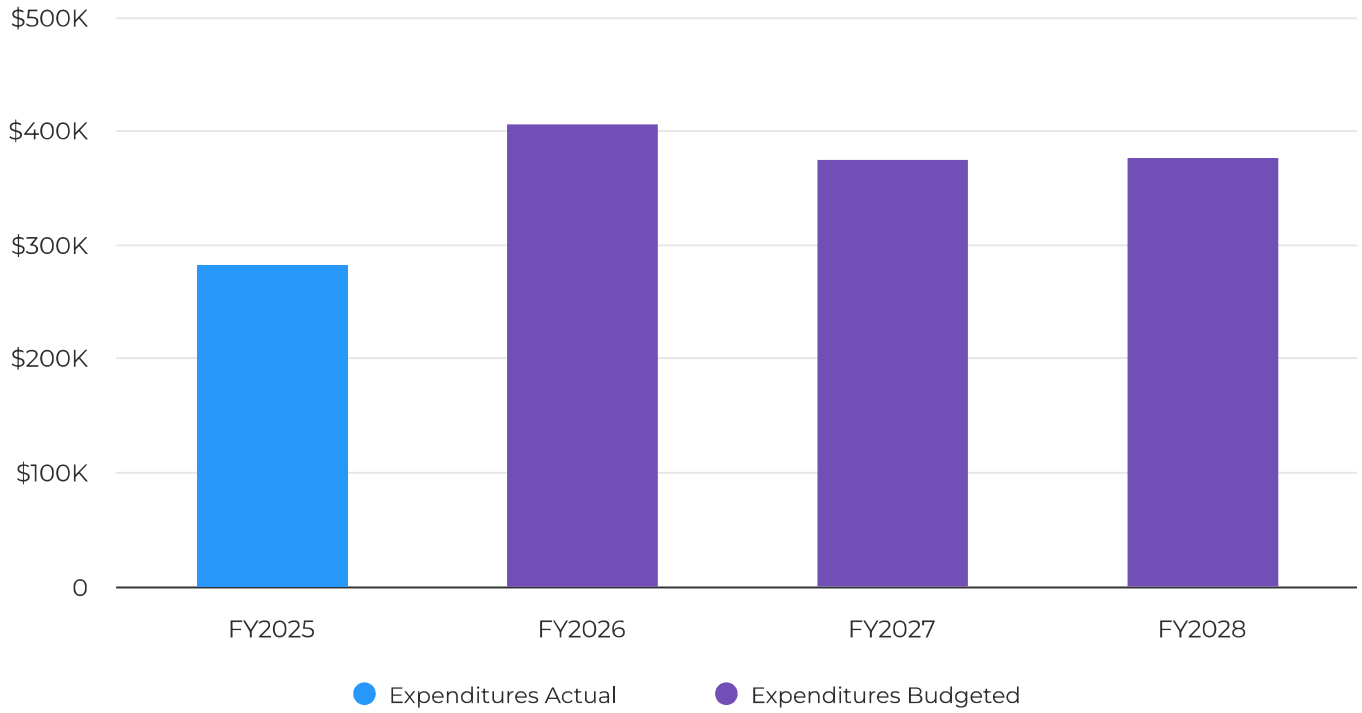
● Personnel Services	\$329,248	87.40%
● Maintenance and Operations	\$47,468	12.60%

Expenditures by Category

Category	Account ID	FY 2025 Actuals \$	FY 2026 Current Budget \$	FY 2026 Projected \$	2027 Proposed \$	2028 Proposed \$
Personnel Services						
Salaries & Wages - Full-time	100-62-5110	157,602	242,201	231,674	216,293	227,923
Part-time Salaries	100-62-5115	38	4,802	4,212	4,710	4,851
Overtime Salaries	100-62-5130	29	1,350	1,350	1,935	1,952
Car Allowance	100-62-5160	544	540	442	360	360
FICA Contributions	100-62-5220	11,814	18,639	17,515	16,216	17,037
Retirement Contributions	100-62-5230	14,289	21,010	19,752	17,579	18,446
Other Employee Benefits	100-62-5270	1,559	3,415	2,261	2,149	2,265
Defined Contribution	100-62-5271	2,382	2,600	1,938	1,016	1,046
Workers' Compensation	100-62-5272	1,445	1,331	1,331	4,886	5,149
Health Benefits	100-62-5273	27,232	48,411	43,107	47,177	47,177
Life Insurance Benefit	100-62-5276	-	325	325	1,364	1,364
Wellness Benefit	100-62-5280	-	150	150	100	100
Total Personnel Services		216,935	344,776	324,058	313,784	327,670
Maintenance and Operations						
Dues & Memberships	100-62-5310	100	100	100	100	100
Travel & Training	100-62-5320	-	750	90	1,450	1,450
Meetings	100-62-5330	2,589	6,100	500	500	500
Books & Periodicals	100-62-5340	78	100	-	-	-
Contract Services - General	100-62-5400	9,053	17,500	12,500	17,500	5,000
Legal Services	100-62-5410	27,556	25,000	25,000	25,000	25,000
Telephone/Data	100-62-5511	-	2,666	2,665	3,057	3,057
Software Licensing & Support	100-62-5570	-	2,100	2,100	2,350	2,350
Fleet Provision Charge	100-62-5590	5,374	3,744	3,744	2,223	2,652
General Supplies	100-62-5740	20,682	2,000	1,914	7,000	7,000
Gasoline, Oil, & Tires	100-62-5750	231	521	521	351	359
Total Maintenance and Operations		65,663	60,581	49,134	59,531	47,468
Total Expenditures		282,598	405,356	373,192	373,315	375,139



Expenditures Across Division

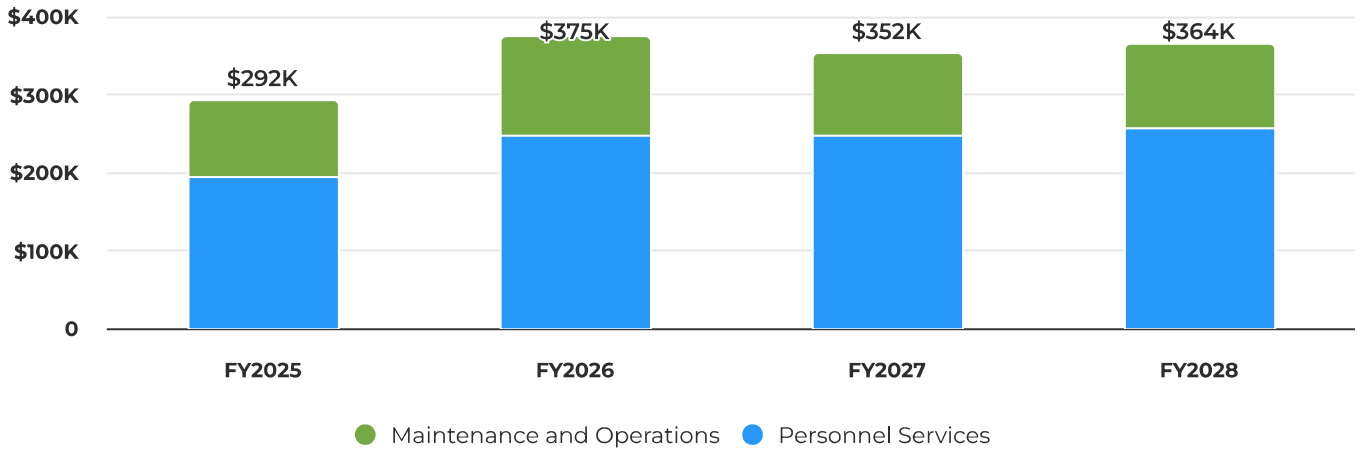


Building Safety Financial

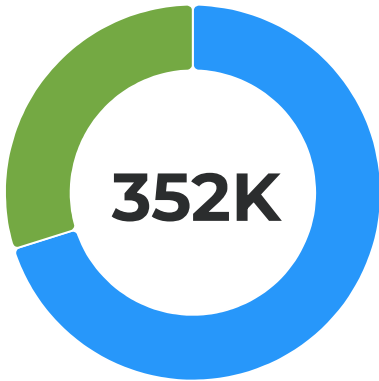
Expenditures by Division

Category	FY 2025 Actuals \$	FY 2026 Current Budget \$	FY 2026 Projected \$	2027 Proposed \$	2028 Proposed \$
Building & Safety	291,568	375,492	338,627	350,691	362,845
Total Expenditures	291,568	375,492	338,627	350,691	362,845

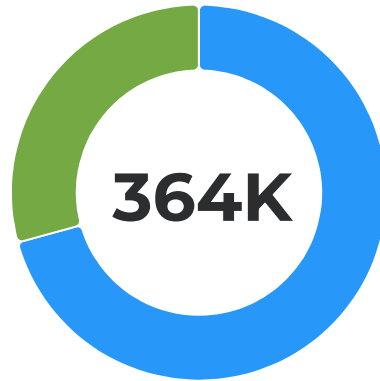
Expenditures by Category



FY27 Expenditures by Category



FY28 Expenditures by Category



● Personnel Services **\$246,802** 70.14%
● Maintenance and Operations **\$105,058** 29.86%

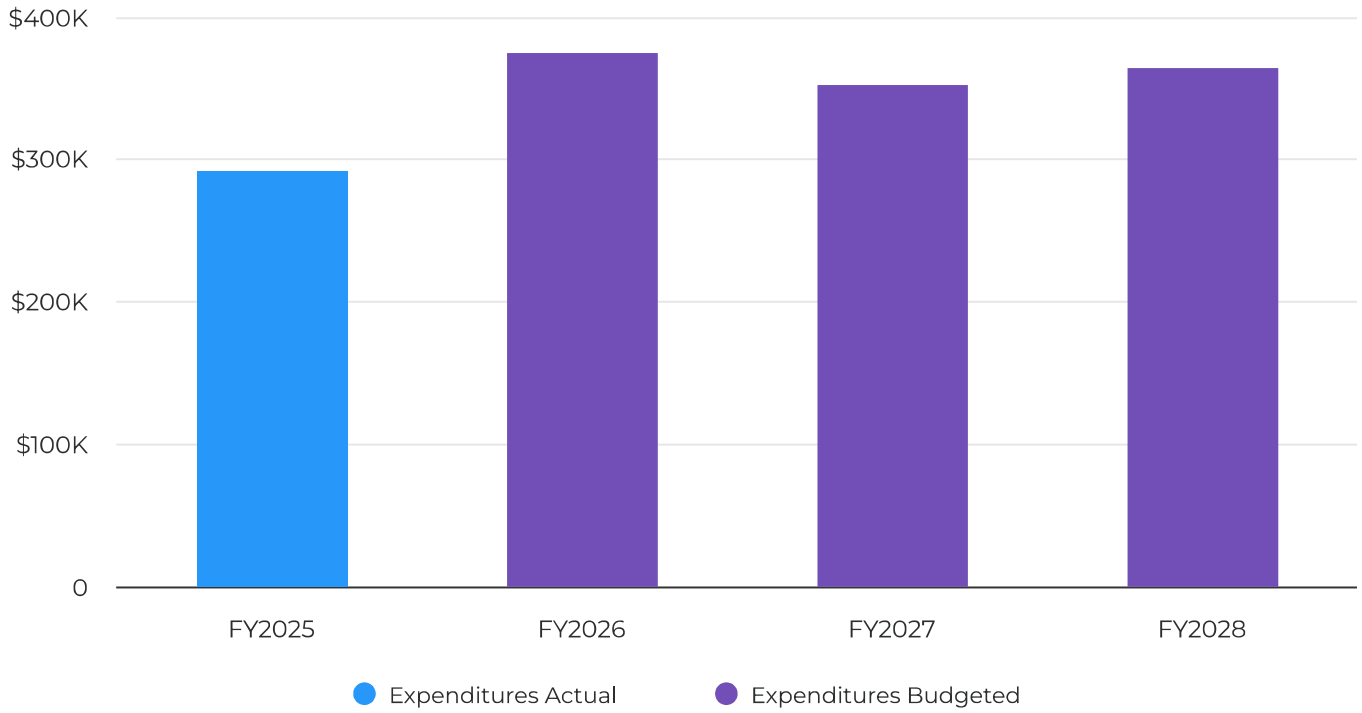
● Personnel Services **\$257,450** 70.73%
● Maintenance and Operations **\$106,564** 29.27%

Expenditures by Category

Category	Account ID	FY 2025 Actuals \$	FY 2026 Current Budget \$	FY 2026 Projected \$	2027 Proposed \$	2028 Proposed \$
Personnel Services						
Salaries & Wages - Full-time	100-63-5110	127,346	162,378	155,529	160,923	169,543
Part-time Salaries	100-63-5115	20,204	17,608	14,506	17,268	17,786
Overtime Salaries	100-63-5130	11	475	644	758	766
Car Allowance	100-63-5160	363	360	295	360	360
FICA Contributions	100-63-5220	9,901	12,705	12,032	12,067	12,660
Retirement Contributions	100-63-5230	11,050	13,832	12,887	12,731	13,345
Other Employee Benefits	100-63-5270	1,237	2,307	1,501	1,584	1,670
Defined Contribution	100-63-5271	1,172	1,276	839	508	523
Workers' Compensation	100-63-5272	1,692	1,558	1,558	3,594	3,788
Health Benefits	100-63-5273	21,036	34,068	27,796	34,770	34,770
Life Insurance Benefit	100-63-5276	-	181	181	995	995
Wellness Benefit	100-63-5280	-	75	75	75	75
Total Personnel Services		194,012	246,823	227,844	245,633	256,281
Maintenance and Operations						
Dues & Memberships	100-63-5310	260	700	585	585	585
Travel & Training	100-63-5320	224	2,000	2,000	3,700	3,700
Books & Periodicals	100-63-5340	100	1,700	1,800	-	-
Contract Services - General	100-63-5400	6,468	3,500	3,500	3,500	3,500
Legal Services	100-63-5410	2,631	20,000	3,000	3,000	3,000
Plan Check Professional Service	100-63-5421	67,254	75,000	75,000	75,000	75,000
Building Code Enforcement	100-63-5422	-	3,000	3,000	3,000	3,000
Telephone/Data	100-63-5511	286	3,721	2,850	2,842	2,842
Software Licensing & Support	100-63-5570	-	3,220	3,220	3,470	3,470
Fleet Provision Charge	100-63-5590	18,480	12,874	12,874	7,646	9,119
General Supplies	100-63-5740	985	1,000	1,000	1,000	1,000
Gasoline, Oil, & Tires	100-63-5750	867	1,954	1,954	1,315	1,348
Total Maintenance and Operations		97,556	128,669	110,783	105,058	106,564
Total Expenditures		291,568	375,492	338,627	350,691	362,845



Expenditures Across Division

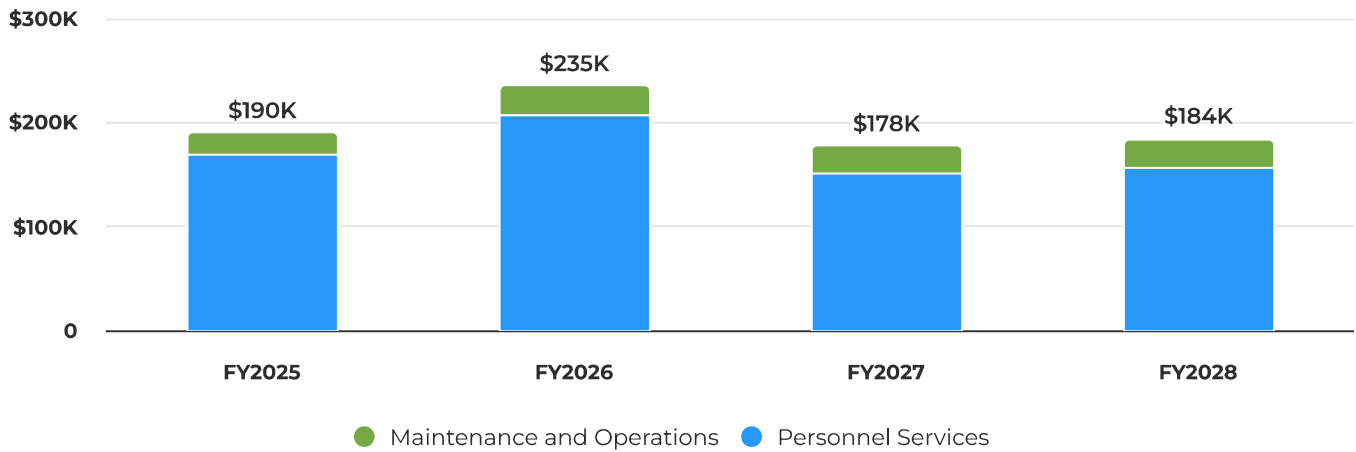


Oil Field Services Financial

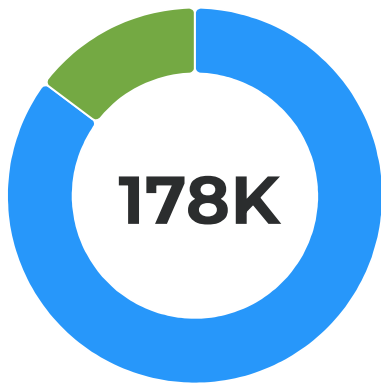
Expenditures by Division

Category	FY 2025 Actuals \$	FY 2026 Current Budget \$	FY 2026 Projected \$	2027 Proposed \$	2028 Proposed \$
Oil Field Services	190,275	235,387	222,491	177,101	183,531
Total Expenditures	190,275	235,387	222,491	177,101	183,531

Expenditures by Category

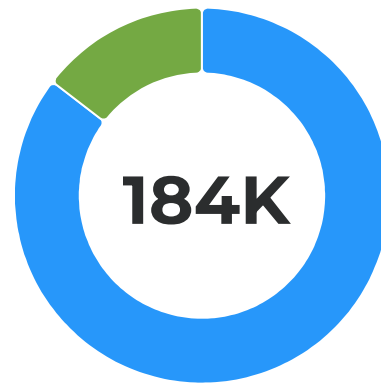


FY27 Expenditures by Category



● Personnel Services	\$151,487	85.22%
● Maintenance and Operations	\$26,271	14.78%

FY28 Expenditures by Category



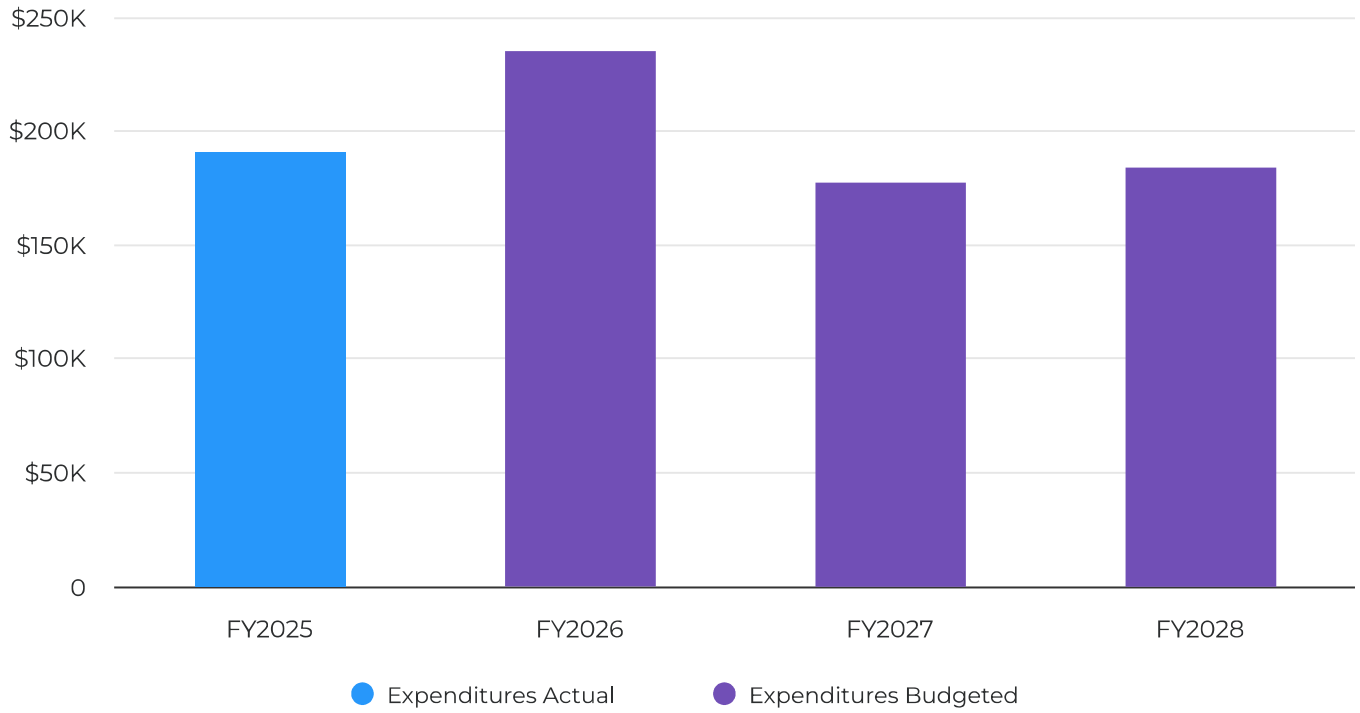
● Personnel Services	\$157,202	85.35%
● Maintenance and Operations	\$26,987	14.65%

Expenditures by Category

Category	Account ID	FY 2025 Actuals \$	FY 2026 Current Budget \$	FY 2026 Projected \$	2027 Proposed \$	2028 Proposed \$
Personnel Services						
Salaries & Wages - Full-time	100-64-5110	118,000	143,779	139,296	103,980	108,768
Part-time Salaries	100-64-5115	6,579	4,802	4,047	4,710	4,851
Overtime Salaries	100-64-5130	23	675	675	995	1,004
Car Allowance	100-64-5160	907	900	737	360	360
FICA Contributions	100-64-5220	8,958	11,138	10,351	7,621	7,919
Retirement Contributions	100-64-5230	11,113	13,332	11,815	8,139	8,446
Other Employee Benefits	100-64-5270	1,154	1,970	1,309	1,026	1,074
Defined Contribution	100-64-5271	2,512	2,732	1,643	508	523
Workers' Compensation	100-64-5272	1,774	1,634	1,634	2,334	2,441
Health Benefits	100-64-5273	18,644	25,457	22,148	20,457	20,457
Life Insurance Benefit	100-64-5276	-	232	232	626	626
Wellness Benefit	100-64-5280	-	163	163	75	75
Total Personnel Services		169,663	206,813	194,049	150,830	156,545
Maintenance and Operations						
Travel & Training	100-64-5320	-	500	500	800	800
Meetings	100-64-5330	-	100	-	-	-
Books & Periodicals	100-64-5340	-	200	-	-	-
Contract Services - General	100-64-5400	5,277	6,000	6,000	6,000	6,000
Legal Services	100-64-5410	6,179	10,000	10,000	10,000	10,000
Telephone/Data	100-64-5511	-	2,666	2,834	2,826	2,826
Software Licensing & Support	100-64-5570	-	2,100	2,100	2,350	2,350
Fleet Provision Charge	100-64-5590	8,838	6,157	6,157	3,657	4,361
General Supplies	100-64-5740	30	200	200	200	200
Gasoline, Oil, & Tires	100-64-5750	289	651	651	438	449
Total Maintenance and Operations		20,612	28,574	28,442	26,271	26,987
Total Expenditures		190,275	235,387	222,491	177,101	183,531



Expenditures Across Division



2026-28 OPERATING BUDGET

POLICE

Community Outreach

Patrol Services

Investigative Services

Police Support Services

Police Communications/Jail

Police Records

Emergency/Disaster Services

Department Description:

The Signal Hill Police Department is a full-service law enforcement agency responsible for the prevention of crime, promotion of traffic safety, enforcement of all state and local laws, protection of life and property, preservation of peace, and apprehension of criminals. The Department responds to and investigates all reports of criminal activity and emergency situations, enforces state and local traffic ordinances, and performs public assistance as called upon to ensure public safety. The Police Department wholeheartedly embraces the philosophy of community-oriented policing, and actively participates in Community Outreach Programs such as the Police Community Volunteer Program, Juvenile Diversion, Annual Open House, National Night Out, Citizen Police Academy, and Neighborhood Watch. For management and budgetary purposes, the Police Department is divided into seven service programs: Community Outreach, Patrol Services, Investigative Services, Police Support Services, Police Communications/Jail, Police Records, and Emergency/Disaster Services.

Department Programs:

Community Outreach

Patrol Services

Investigative Services

Police Support Services

Police Communications/Jail

Police Records

Emergency/Disaster Services

Department Goals:

The Police Department is "Committed to Excellence in Service" and provides a high level of public safety services, in a collaborative partnership with the community. As the public safety provider for the City, the Police Department is invested in providing a safe environment for all community members and visitors to the City. The Police Department strives to be compassionate to everyone on a daily basis and assist in any way possible.

This includes working with the homeless population, the youth of our community, and our business partners to enhance the quality of life in Signal Hill.

Department: Police**Program: Community Outreach (71)****Program Description:**

The Community Outreach provides outreach programs in the community through Neighborhood and Business Watch Programs, Juvenile Diversion, National Night Out, Holiday Outreach, the Police Community Volunteer Program, CERT Training, and the Citizen Police Academy.

Objectives:

1. Provide positive role models to children through interaction with Police.
2. Provide the following Community Outreach Programs:
 - a. Police Community Volunteer Program
 - b. Holiday Outreach Program
 - c. National Night Out
 - d. Police Department Open House
 - e. Annual Report publication
 - f. Neighborhood Watch Program

Department: Police**Program: Patrol Services (72)****Program Description:**

Patrol Services provides uniformed police officers patrolling the City streets in a manner that maximizes the probability of deterring and/or apprehending criminals while providing the residents with timely, courteous, and ethical service. Also within Patrol Services is the Traffic Safety unit charged with traffic enforcement and the promotion of traffic safety.

Objectives:

1. Respond to all emergency calls for service within four minutes of receiving the dispatch.
2. Focus on hazardous moving violations most responsible for injury traffic collisions so that the number of injury traffic collisions is reduced.
3. Participate in grant opportunities.

Department: Police**Program: Investigative Services (73)****Program Description:**

Investigative Services provides follow-up investigations of reported crimes, identifying, apprehending, and assisting in the prosecution of suspects, working closely with the District Attorney's Office and the judicial system. Investigative Services is responsible for property and evidence handling, investigating suspected drug, gang, and related vice activity, juvenile diversion, and coordinating special enforcement programs in the City, including the Crime Impact Team.

Objectives:

1. Have a 15% clearance rate of reported property crimes.
2. Have a 75% clearance rate of all Part I crimes against persons.
3. Maintain a continuous cycle of retention of destruction of property and evidence.

Department: Police

Program: Police Support Services (74)

Program Description:

Police Support Services provides effective management, leadership, direction, and control to ensure the desired level of proactive and professional police service to a growing community. Police Support Services provides internal audits and control of the organization through personnel investigations, along with risk management analysis.

The quality of life in the City of Signal Hill is enhanced by increased community involvement in decisions involving safety and security.

Objectives:

1. Continue to meet 95% of all mandated POST police officer training before the due date.
2. Complete review of 95% of all residents' complaints within a sixty-day period.
3. Implement recruitment and retention strategies to fill vacant department positions.
4. Continue to expand the department Wellness program.

Department: Police

Program: Police Communications/Jail (75)

Program Description:

Police Communications/Jail provides effective, efficient communications and security to ensure the safety of all law enforcement employees and the well-being of prisoners in the City jail.

Objectives:

1. Continue to dispatch 95% of all emergency calls within one minute of receipt.
2. Continue to enter all calls into CAD within two minutes of receiving the call 95% of the time.
3. Keep the City jail in 100% conformance with the California Department of Corrections and Rehabilitation guidelines and regulations.
4. Continue to complete 95% of all prisoner identifications within twenty-four hours of bookings.

Department: Police

Program: Police Records (76)

Program Description:

Police Records provides and maintains a comprehensive, accurate, and reliable records management information system, automated crime reporting statistics, and analysis services. Records personnel assist citizens in the station lobby, respond to public records requests, and answer the Police Department switchboard.

Objectives:

1. Enter data into the Records Management System within forty-eight hours.
2. Respond to residents' requests for information within five days.
3. Respond to Public Records Act requests within 10 days.
4. Process crime reports within twenty-four hours.
5. Process traffic citations for transmittal to court within forty-eight hours.

Department: Police

Program: Emergency/Disaster Services (77)

Program Description:

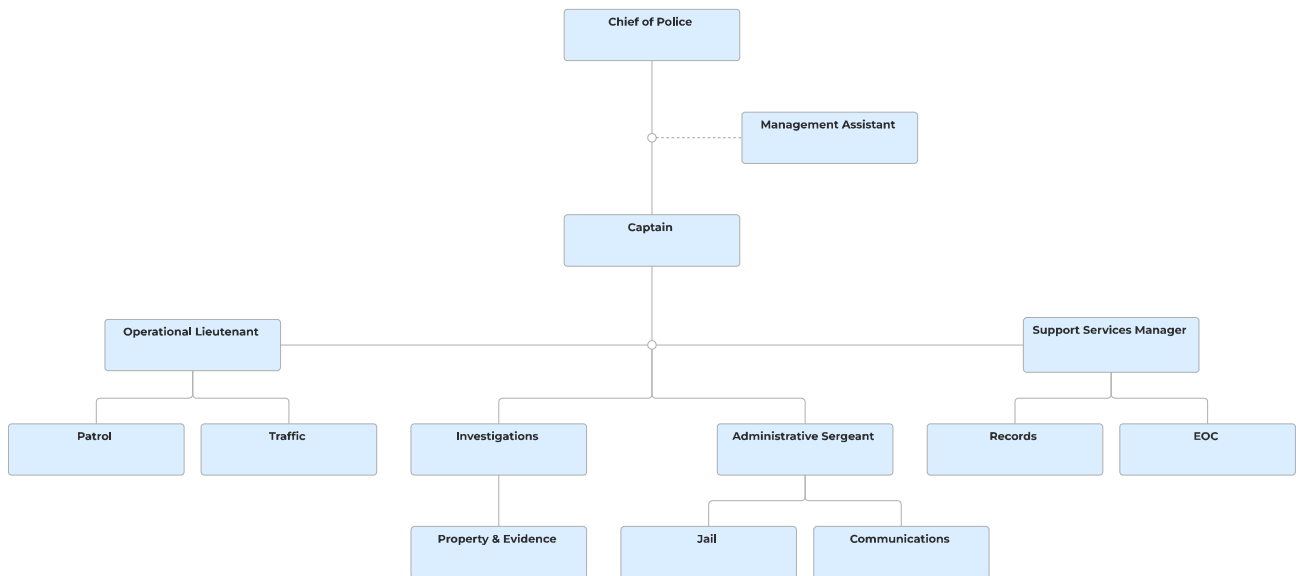
Emergency/Disaster Services and the Emergency Management Coordinator's (EMC) main function is to assist the City of Signal Hill in the mitigation, preparation, response, and recovery before, during, and after a disaster, incident, or event. This also includes the management and oversight of the City's Emergency Operations Center and the Homeland Security Grant program and related projects. In addition, this program oversees the development and update of emergency response plans, continuity of operations planning, and safety/hazard planning on a Citywide basis. The EMC role works to produce and deliver training and exercise in Incident Command and emergency response for City staff, residents (such as a CERT team), and partner agencies and organizations.

Objectives:

1. Expand community outreach to residents on emergency planning and preparedness.
2. Continue to maintain and manage the City's CERT program.
3. Continue to work with the region and Disaster Management Area Coordinators (DMAC) to secure Homeland Security Grant Funding.
4. Coordinate with City HR to establish an onboarding training plan for new employees in FEMA Incident Command.
5. Maintain upgraded technology in City's Emergency Operations Center and determine opportunities for further improvements.
6. Maintain compliance and updates for the Local Hazard Mitigation Plan and Emergency Operations Plan.
7. EMC will attend industry-specific conferences and regional exercises to enhance information-sharing, best practices, and up-to-date news to bring back to the City.
8. Provide continuous in-service training to department personnel such as emergency preparedness training and tabletop exercises.
9. Coordinate with applicable City departments to complete resource mapping, including lists of critical infrastructure and an audit of resources.

Department	Budget FTE 2023-24	Budget FTE 2024-25	Budget FTE 2025-26	Current FTE 2025-26	Proposed FTE 2026-27	Proposed FTE 2027-28
Police						
Patrol Services						
Police Sergeant	4	4	4	4	4	4
Senior Police Officer (c)	4					
Police Corporal (c)		4	4	4	4	4
Police Officer (Community Impact)	1	1	1	1	1	1
Police Officer	15	15	14	14	14	14
Police Officer (Traffic)	2	2	2	2	2	2
Police Recruit Officer	0	0	0	0	0	0
Parking Control	0.7	0.7	0.7	0.7	0.7	0.7
Investigative Services						
Detective Sergeant	1	1	1	1	1	1
Sr Police Officer/Detective (c)	1					
Police Corporal (Detective) (c)		1	1	1	1	1
Police Officer (Detective)	3	3	4	4	4	4
Administrative Assistant	1	1	1	1	1	1
Police Support Services						
Chief of Police	1	1	1	1	1	1
Captain	1	1	1	1	1	1
Lieutenant	1	1	1	1	1	1
Sergeant (Administrative)	1	1	1	1	1	1
Police Administrative Support Services Manager	1	1	1	1	1	1
Management Assistant	1	1	1	1	1	1
Police Communications						
Dispatcher/Jailer	8	8	8	8	8	8
Police Records						
Police Records Supervisor	1	1	1	1	1	1
Police Records Clerk	2	2	2	2	2	2
Part-Time Police Aide	2.0	2.0	2.0	2.0	2.0	2.0
Part-Time Police Records Clerk	0.5	0.5	0.5	0.5	0.5	0.5
Emergency/Disaster Services						
Emergency Management Coordinator	1.0	1.0	1.0	1.0	1.0	1.0
Total FTE Positions:	53.2	53.2	53.2	53.2	53.2	53.2

Signal Hill PD Organizational Chart

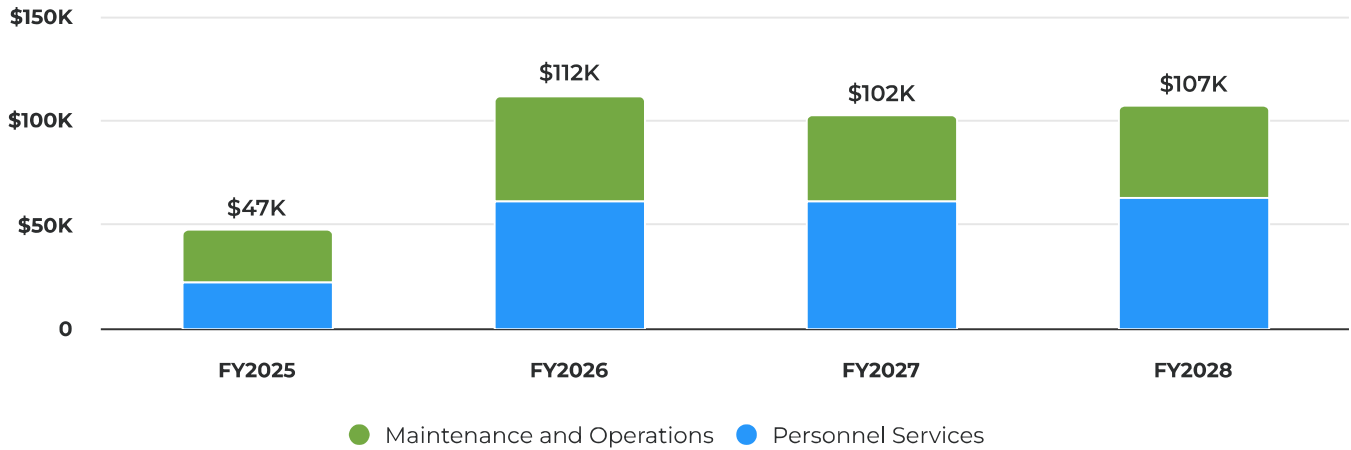


Community Outreach Financial

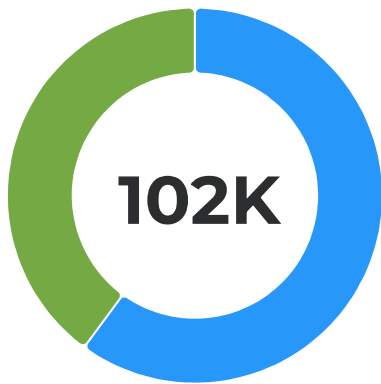
Expenditures by Division

Category	FY 2025 Actuals \$	FY 2026 Current Budget \$	FY 2026 Projected \$	2027 Proposed \$	2028 Proposed \$
Police Community Outreach	47,411	111,782	124,548	102,260	106,699
Total Expenditures	47,411	111,782	124,548	102,260	106,699

Expenditures by Category

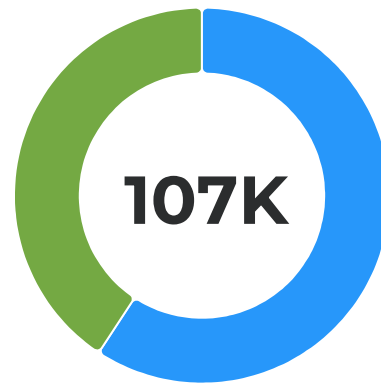


FY27 Expenditures by Category



● Personnel Services	\$61,393	60.04%
● Maintenance and Operations	\$40,868	39.96%

FY28 Expenditures by Category

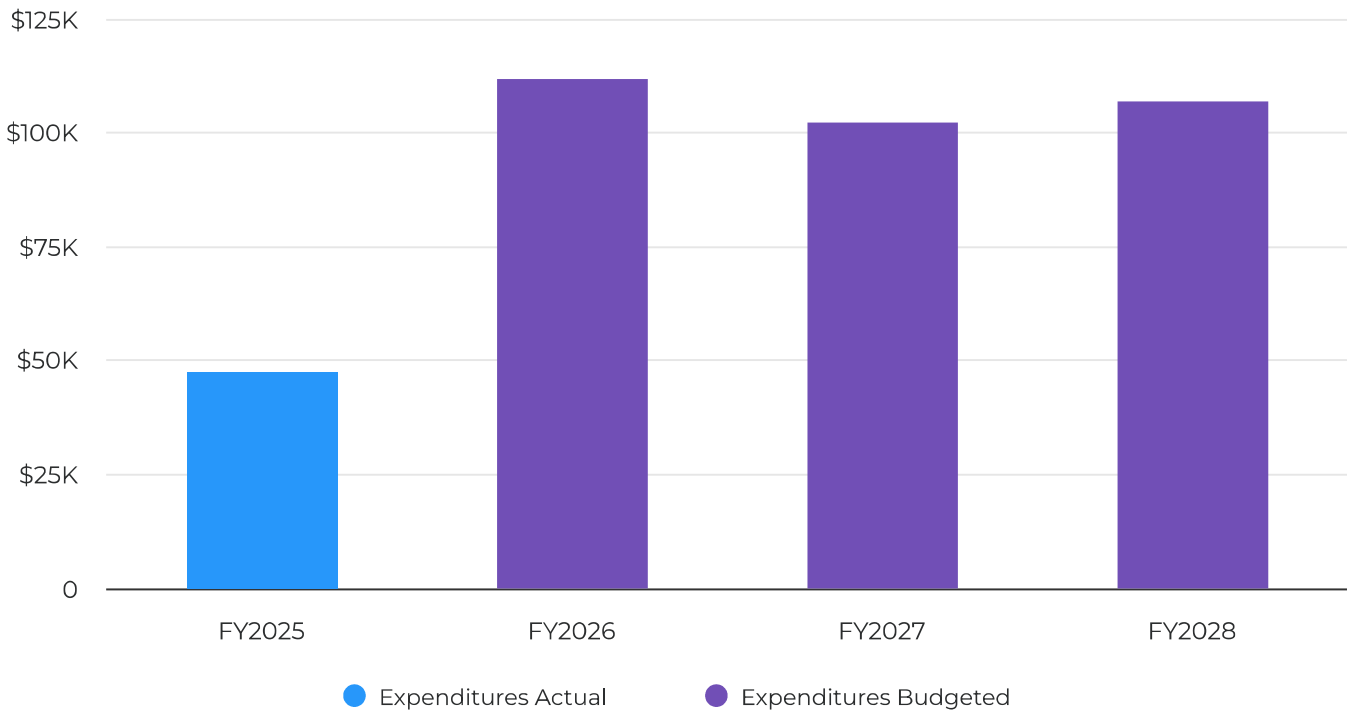


● Personnel Services	\$63,234	59.26%
● Maintenance and Operations	\$43,465	40.74%

Expenditures by Category

Category	Account ID	FY 2025 Actuals \$	FY 2026 Current Budget \$	FY 2026 Projected \$	2027 Proposed \$	2028 Proposed \$
Personnel Services						
Overtime Salaries	100-71-5130	17,075	61,393	61,393	61,393	63,234
FICA Contributions	100-71-5220	446	-	1,152	-	-
Retirement Contributions	100-71-5230	2,318	-	6,323	-	-
Other Employee Benefits	100-71-5270	64	-	186	-	-
Health Benefits	100-71-5273	1,964	-	5,105	-	-
Total Personnel Services		21,868	61,393	74,159	61,393	63,234
Maintenance and Operations						
Travel & Training	100-71-5320	-	500	500	500	500
Meetings	100-71-5330	88	13,100	13,100	13,100	13,100
Fleet Provision Charge	100-71-5590	19,977	21,754	21,754	12,921	15,409
Uniform Equipment & Supplies	100-71-5730	-	2,000	2,000	2,000	2,000
General Supplies	100-71-5740	2,946	8,000	8,000	8,000	8,000
Gasoline, Oil, & Tires	100-71-5750	2,533	5,035	5,035	4,347	4,456
Total Maintenance and Operations		25,543	50,389	50,389	40,868	43,465
Total Expenditures		47,411	111,782	124,548	102,260	106,699

Expenditures Across Division

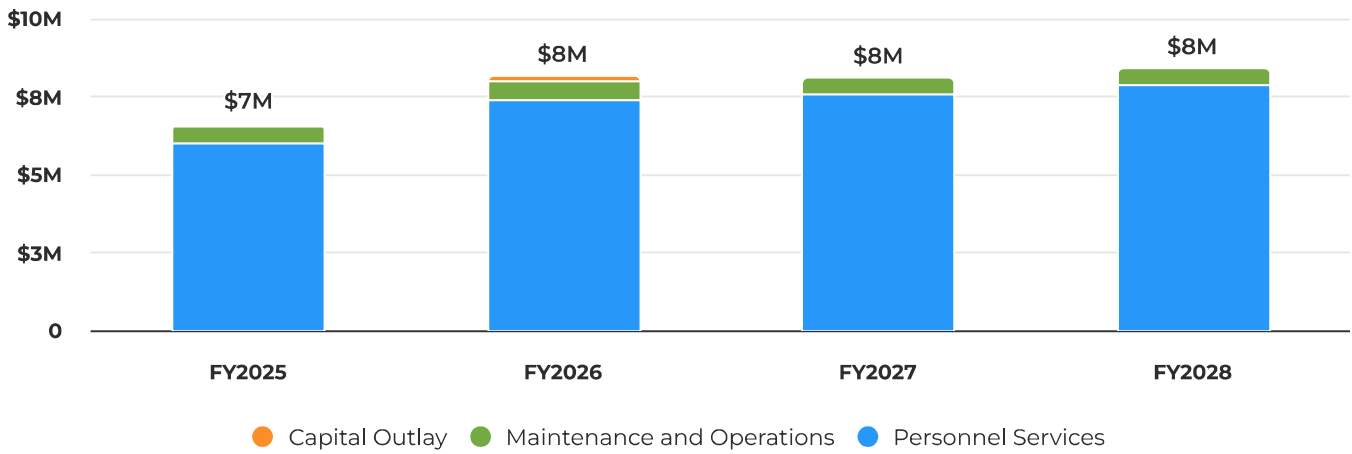


Patrol Services Financial

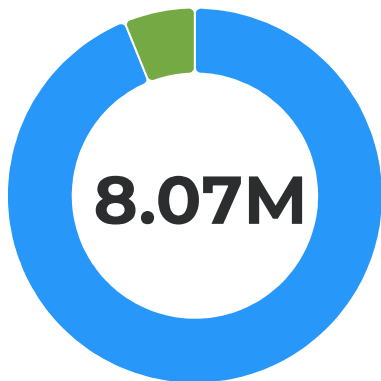
Expenditures by Division

Category	FY 2025 Actuals \$	FY 2026 Current Budget \$	FY 2026 Projected \$	2027 Proposed \$	2028 Proposed \$
Patrol Services	6,619,305	8,144,138	7,970,371	8,055,261	8,374,556
Total Expenditures	6,619,305	8,144,138	7,970,371	8,055,261	8,374,556

Expenditures by Category

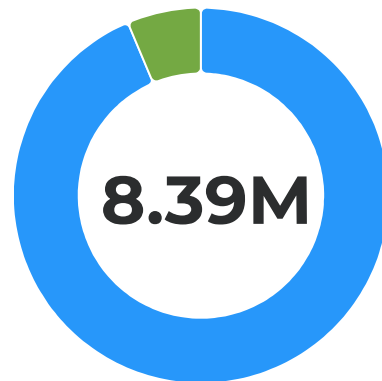


FY27 Expenditures by Category



● Personnel Services	\$7,578,188	93.87%
● Maintenance and Operations	\$495,025	6.13%

FY28 Expenditures by Category



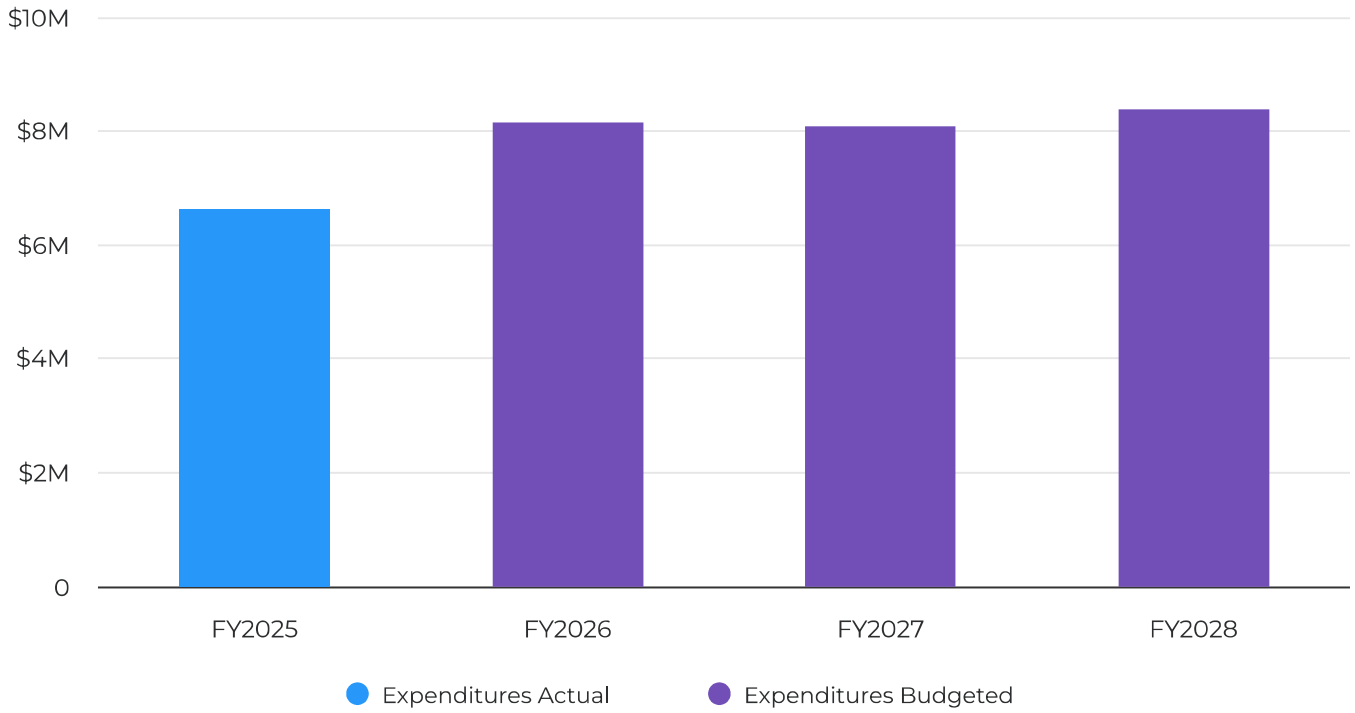
● Personnel Services	\$7,858,843	93.64%
● Maintenance and Operations	\$533,665	6.36%

Expenditures by Category

Category	Account ID	FY 2025 Actuals \$	FY 2026 Current Budget \$	FY 2026 Projected \$	2027 Proposed \$	2028 Proposed \$
Personnel Services						
Salaries & Wages - Full-time	100-72-5110	2,885,037	3,769,967	2,680,430	3,603,018	3,765,786
Part-time Salaries	100-72-5115	-	25,914	-	75	28,360
Overtime Salaries	100-72-5130	712,737	456,941	1,781,871	541,265	543,795
Court Overtime Salaries	100-72-5131	27,985	40,665	24,112	40,665	40,665
Briefing Overtime Salaries	100-72-5132	40,914	39,519	99,069	39,519	39,519
Emergency Overtime Salaries	100-72-5133	380	-	-	-	-
Uniform Allowance	100-72-5170	14,102	24,050	20,466	22,263	22,263
FICA Contributions	100-72-5220	60,305	59,567	75,381	49,791	52,030
Retirement Contributions	100-72-5230	1,629,190	2,144,557	1,968,056	2,260,332	2,328,789
Other Employee Benefits	100-72-5270	16,509	23,056	14,509	16,875	16,875
Workers' Compensation	100-72-5272	256,910	234,884	234,884	361,797	378,173
Health Benefits	100-72-5273	368,114	554,520	301,095	622,222	622,222
Dental Benefit	100-72-5274	53	-	-	-	-
Life Insurance Benefit	100-72-5276	2,230	1,966	1,966	2,415	2,415
Total Personnel Services		6,014,465	7,375,605	7,201,838	7,560,236	7,840,891
Maintenance and Operations						
Dues & Memberships	100-72-5310	-	1,200	1,200	1,200	1,200
Travel & Training	100-72-5320	24,303	39,200	39,200	35,600	35,600
Meetings	100-72-5330	390	200	200	200	200
Books & Periodicals	100-72-5340	-	450	450	450	450
Contract Services - General	100-72-5400	111,331	114,042	114,042	119,744	125,101
Telephone	100-72-5511	19,083	9,400	9,400	21,260	21,260
Fleet Provision Charge	100-72-5590	252,206	274,650	274,650	163,121	194,543
Special Department Supplies	100-72-5721	46,504	37,000	37,000	37,000	37,000
Uniforms	100-72-5730	22,646	27,000	27,000	27,000	27,000
General Supplies	100-72-5740	29,898	19,175	19,175	15,000	15,000
Gasoline, Oil, & Tires	100-72-5750	43,729	86,216	86,216	74,449	76,310
Total Maintenance and Operations		550,089	608,533	608,533	495,025	533,665
Capital Outlay						
Capital Outlay	100-72-5840	54,751	160,000	160,000	-	-
Total Capital Outlay		54,751	160,000	160,000	-	-
Total Expenditures		6,619,305	8,144,138	7,970,371	8,055,261	8,374,556



Expenditures Across Division

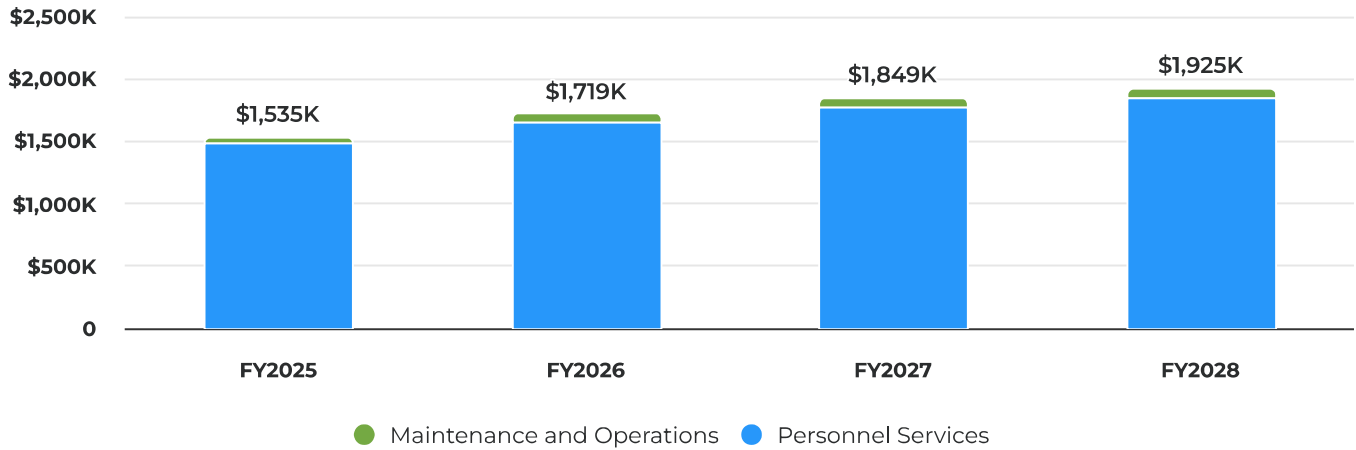


Investigative Services Financial

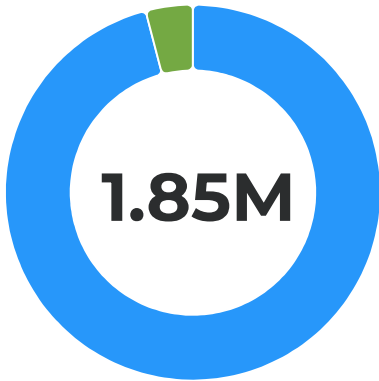
Expenditures by Division

Category	FY 2025 Actuals \$	FY 2026 Current Budget \$	FY 2026 Projected \$	2027 Proposed \$	2028 Proposed \$
Investigative Services	1,534,873	1,719,330	1,398,976	1,846,966	1,922,423
Total Expenditures	1,534,873	1,719,330	1,398,976	1,846,966	1,922,423

Expenditures by Category

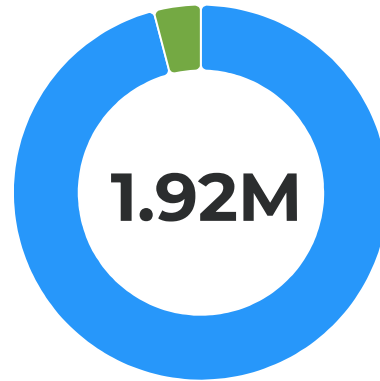


FY27 Expenditures by Category



● Personnel Services	\$1,774,715	95.96%
● Maintenance and Operations	\$74,782	4.04%

FY28 Expenditures by Category



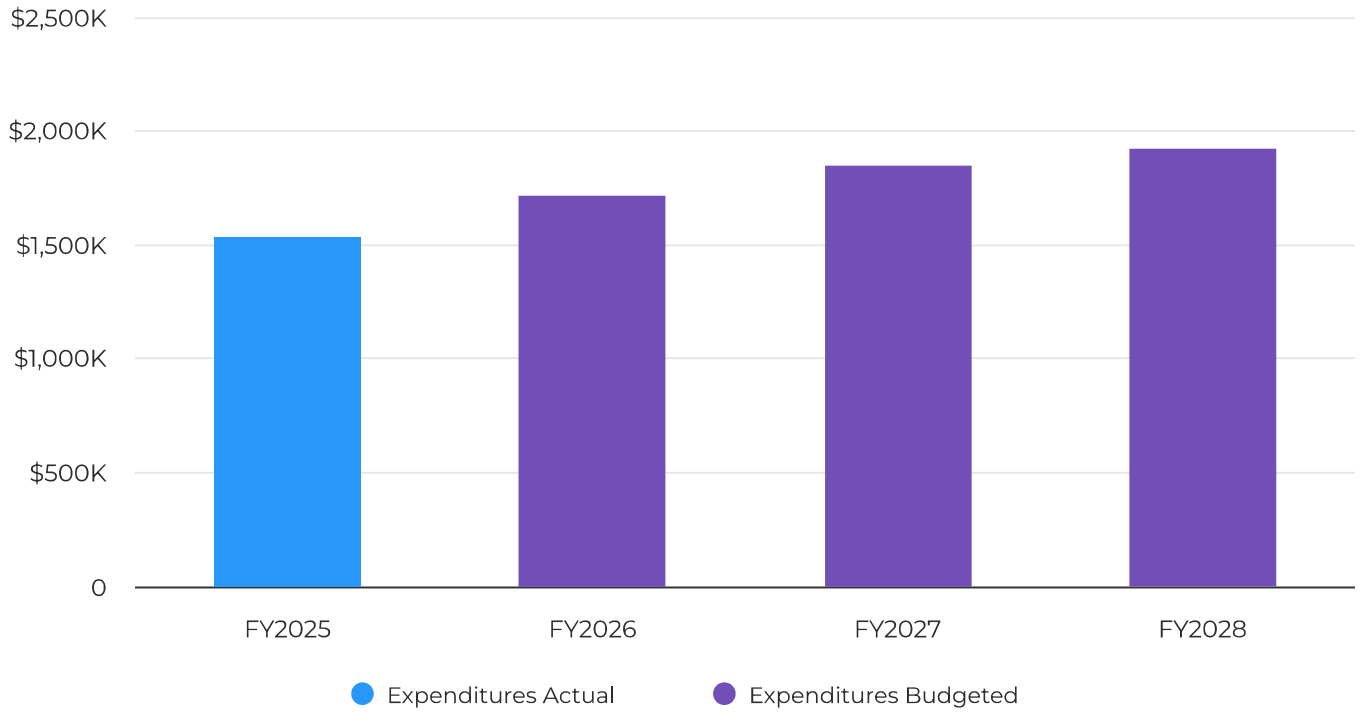
● Personnel Services	\$1,846,807	95.94%
● Maintenance and Operations	\$78,148	4.06%

Expenditures by Category

Category	Account ID	FY 2025 Actuals \$	FY 2026 Current Budget \$	FY 2026 Projected \$	2027 Proposed \$	2028 Proposed \$
Personnel Services						
Salaries & Wages - Full-time	100-73-5110	596,853	887,358	680,412	1,018,047	1,067,966
Overtime Salaries	100-73-5130	43,082	50,152	56,712	56,916	57,118
Court Overtime Salaries	100-73-5131	1,609	-	-	-	-
Uniform Allowance	100-73-5170	3,213	4,625	3,278	5,566	5,566
FICA Contributions	100-73-5220	14,519	19,360	15,598	19,624	20,492
Retirement Contributions	100-73-5230	695,919	510,581	437,750	396,988	413,271
Other Employee Benefits	100-73-5270	3,210	5,666	3,116	4,865	4,889
Workers' Compensation	100-73-5272	53,692	49,453	49,453	94,573	99,367
Health Benefits	100-73-5273	71,742	121,320	81,841	174,385	174,385
Life Insurance Benefit	100-73-5276	314	454	454	1,221	1,221
Total Personnel Services		1,484,153	1,648,970	1,328,615	1,772,183	1,844,275
Maintenance and Operations						
Dues & Memberships	100-73-5310	-	400	400	400	400
Travel & Training	100-73-5320	9,867	7,000	7,000	7,000	7,000
Meetings	100-73-5330	-	200	200	200	200
Books & Periodicals	100-73-5340	-	250	250	250	250
Contract Services - General	100-73-5400	1,547	16,700	16,700	33,400	33,400
Telephone	100-73-5511	4,520	3,750	3,750	3,360	3,360
Fleet Provision Charge	100-73-5590	26,407	28,757	28,757	17,079	20,369
Special Department Supplies	100-73-5721	1,058	1,000	1,000	1,000	1,000
Uniforms	100-73-5730	1,398	1,200	1,200	1,200	1,200
General Supplies	100-73-5740	4,103	7,850	7,850	7,850	7,850
Gasoline, Oil, & Tires	100-73-5750	1,821	3,254	3,254	3,043	3,119
Total Maintenance and Operations		50,720	70,361	70,361	74,782	78,148
Total Expenditures		1,534,873	1,719,330	1,398,976	1,846,966	1,922,423



Expenditures Across Division

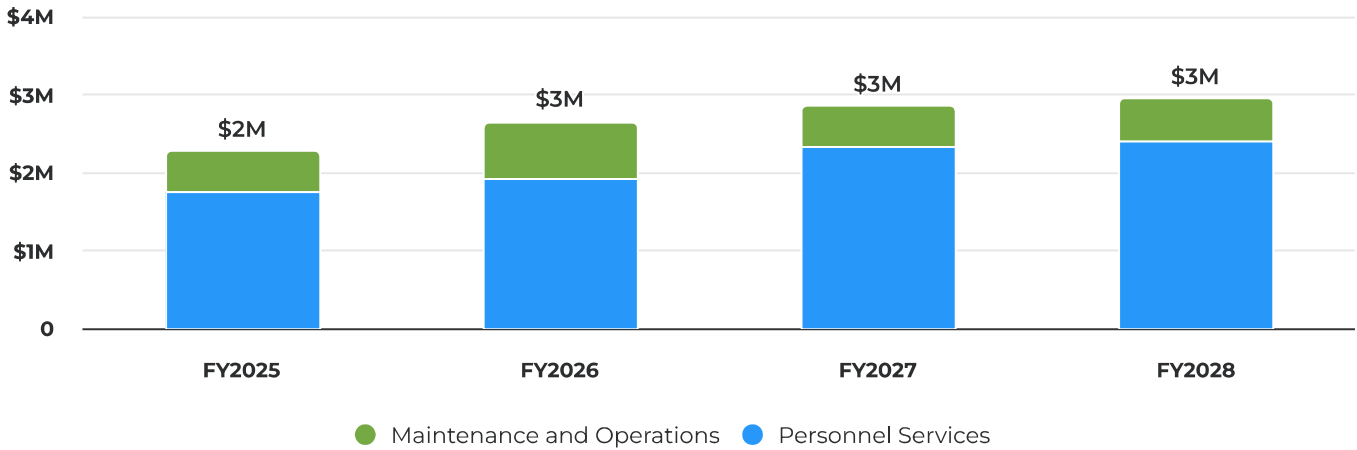


Police Support Services Financial

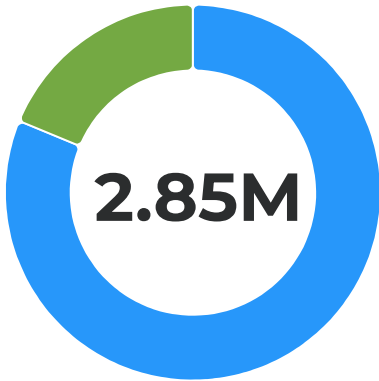
Expenditures by Division

Category	FY 2025 Actuals \$	FY 2026 Current Budget \$	FY 2026 Projected \$	2027 Proposed \$	2028 Proposed \$
Police Support Services	2,274,062	2,646,044	2,534,918	2,843,808	2,939,250
Total Expenditures	2,274,062	2,646,044	2,534,918	2,843,808	2,939,250

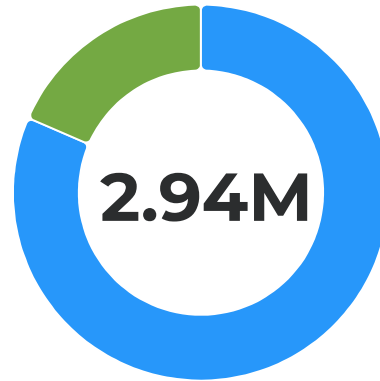
Expenditures by Category



FY27 Expenditures by Category



FY28 Expenditures by Category



● Personnel Services	\$2,313,635	81.21%
● Maintenance and Operations	\$535,249	18.79%

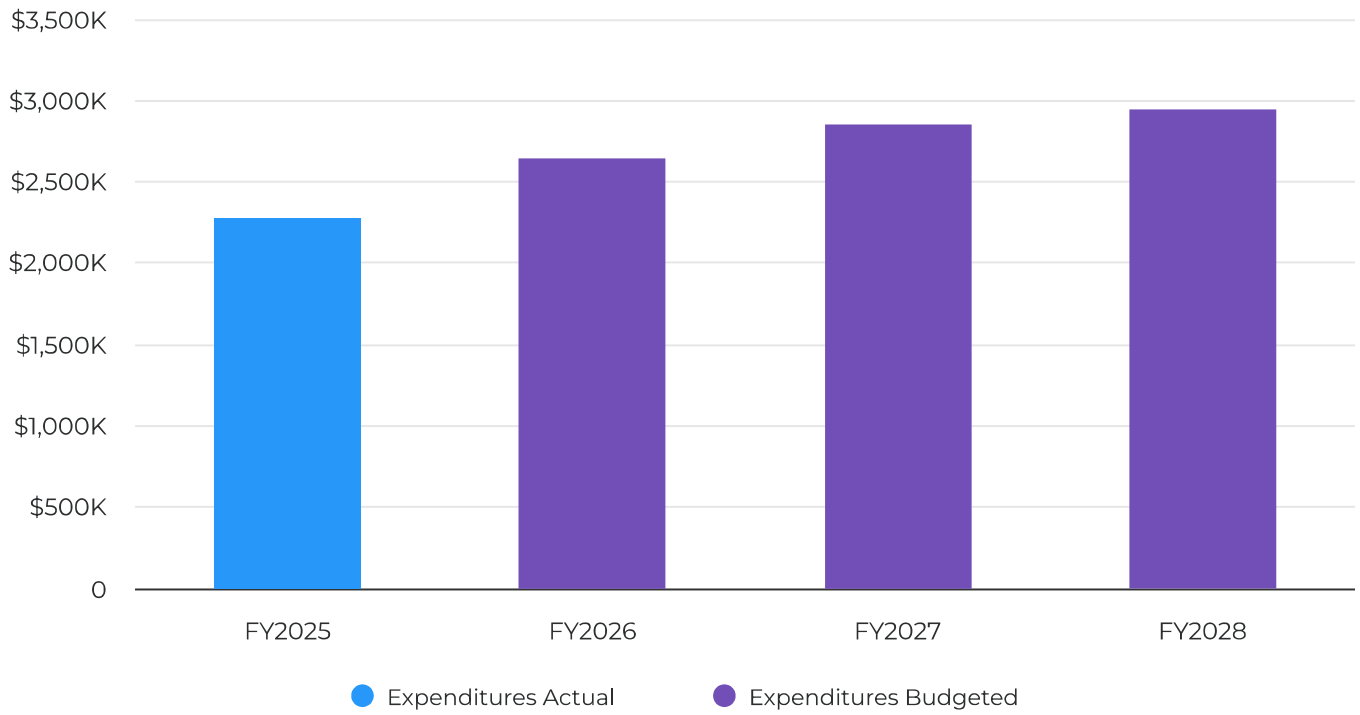
● Personnel Services	\$2,399,350	81.49%
● Maintenance and Operations	\$544,977	18.51%

Expenditures by Category

Category	Account ID	FY 2025 Actuals \$	FY 2026 Current Budget \$	FY 2026 Projected \$	2027 Proposed \$	2028 Proposed \$
Personnel Services						
Salaries & Wages - Full-time	100-74-5110	870,796	1,083,140	995,334	1,228,433	1,285,663
Overtime Salaries	100-74-5130	4,787	1,020	18,735	11,281	11,589
Uniform Allowance	100-74-5170	5,790	3,700	3,179	3,710	3,710
FICA Contributions	100-74-5220	22,099	29,323	28,390	31,566	33,041
Retirement Contributions	100-74-5230	688,189	558,511	583,657	757,330	778,718
Other Employee Benefits	100-74-5270	5,652	8,385	6,360	4,998	5,104
Defined Contribution	100-74-5271	7	25,967	6,264	12,557	12,934
Workers' Compensation	100-74-5272	75,668	69,694	69,694	102,281	107,112
Health Benefits	100-74-5273	77,101	140,520	97,520	149,917	149,917
Life Insurance Benefit	100-74-5276	1,876	1,966	1,966	5,236	5,236
Wellness Benefit	100-74-5280	500	1,250	1,250	1,250	1,250
Total Personnel Services		1,752,465	1,923,475	1,812,349	2,308,559	2,394,274
Maintenance and Operations						
Dues & Memberships	100-74-5310	2,930	2,275	2,275	2,275	2,275
Travel & Training	100-74-5320	5,807	8,500	8,500	8,500	8,500
Meetings	100-74-5330	1,113	4,100	4,100	4,100	4,100
Books & Periodicals	100-74-5340	529	700	700	700	700
Contract Services - General	100-74-5400	218,786	328,391	328,391	310,850	292,345
Legal Services	100-74-5410	40,538	60,000	60,000	60,000	60,000
Professional Services	100-74-5420	-	20,000	20,000	-	-
IT Services	100-74-5440	103,960	112,000	112,000	-	-
Telephone	100-74-5511	22,873	20,800	20,800	26,880	47,680
Vehicle Maintenance	100-74-5540	4,980	2,000	2,000	2,000	2,000
Repair & Maintenance Services	100-74-5560	895	16,000	16,000	16,000	16,000
Software Licensing & Support	100-74-5570	52,859	64,481	64,481	45,687	46,187
Fleet Provision Charge	100-74-5590	54,312	59,145	59,145	35,128	41,894
Special Department Supplies	100-74-5721	262	500	500	500	500
General Supplies	100-74-5740	6,568	16,000	16,000	16,000	16,000
Gasoline, Oil, & Tires	100-74-5750	5,187	7,678	7,678	6,630	6,796
Total Maintenance and Operations		521,597	722,570	722,570	535,249	544,977
Total Expenditures		2,274,062	2,646,044	2,534,918	2,843,808	2,939,250



Expenditures Across Division

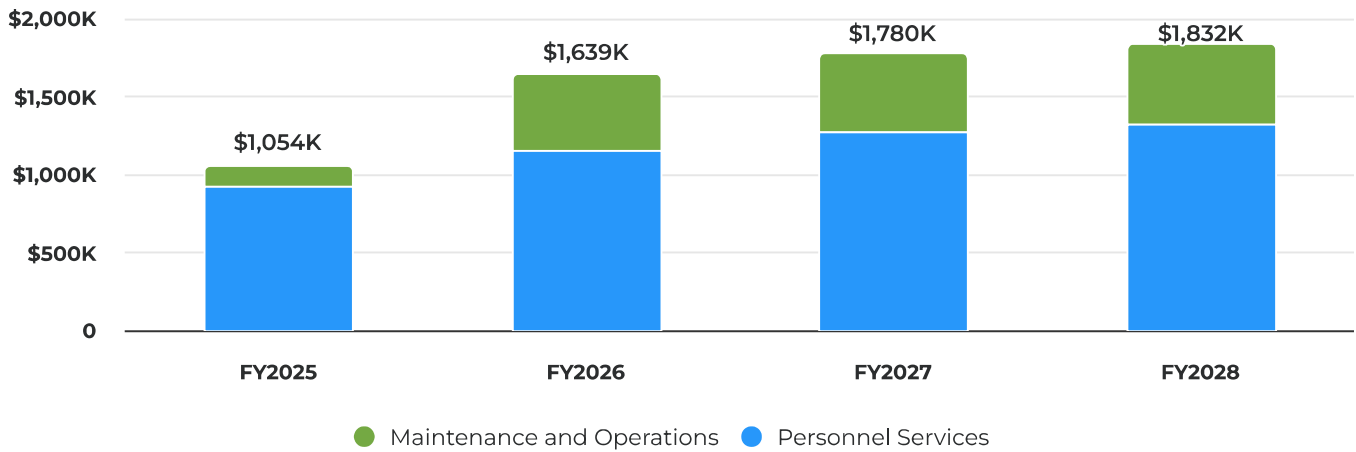


Police Communications Financial

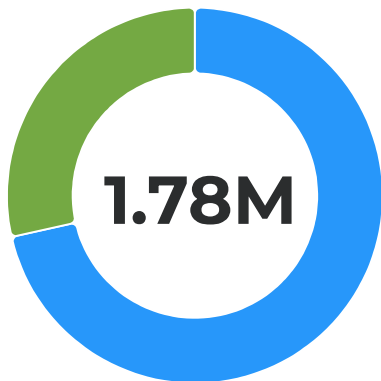
Expenditures by Division

Category	FY 2025 Actuals \$	FY 2026 Current Budget \$	FY 2026 Projected \$	2027 Proposed \$	2028 Proposed \$
Police Communications	1,054,287	1,638,577	1,340,160	1,776,836	1,828,535
Total Expenditures	1,054,287	1,638,577	1,340,160	1,776,836	1,828,535

Expenditures by Category

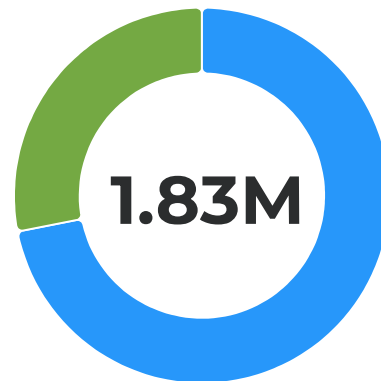


FY27 Expenditures by Category



● Personnel Services	\$1,271,902	71.46%
● Maintenance and Operations	\$508,080	28.54%

FY28 Expenditures by Category

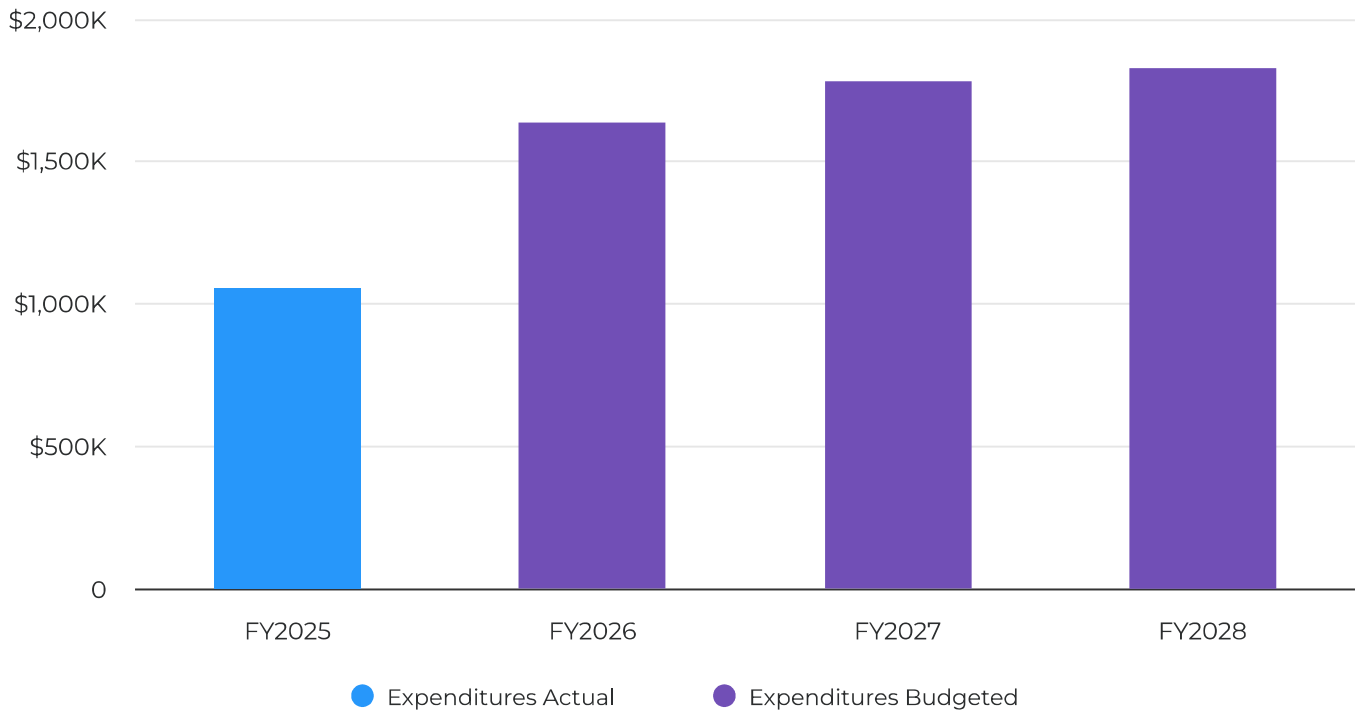


● Personnel Services	\$1,317,487	71.93%
● Maintenance and Operations	\$514,196	28.07%

Expenditures by Category

Category	Account ID	FY 2025 Actuals \$	FY 2026 Current Budget \$	FY 2026 Projected \$	2027 Proposed \$	2028 Proposed \$
Personnel Services						
Salaries & Wages - Full-time	100-75-5110	286,426	633,737	371,869	681,754	715,772
Overtime Salaries	100-75-5130	92,818	50,804	166,376	94,466	95,775
FICA Contributions	100-75-5220	28,554	52,554	36,718	51,283	53,864
Retirement Contributions	100-75-5230	413,665	199,822	172,559	217,373	223,946
Other Employee Benefits	100-75-5270	4,630	9,209	5,781	6,339	6,676
Workers' Compensation	100-75-5272	29,612	27,274	27,274	15,232	15,996
Health Benefits	100-75-5273	62,301	172,016	80,422	197,178	197,178
Life Insurance Benefit	100-75-5276	427	561	561	5,131	5,131
Total Personnel Services		918,434	1,145,978	861,561	1,268,755	1,314,339
Maintenance and Operations						
Travel & Training	100-75-5320	3,256	7,000	7,000	7,000	7,000
Meetings	100-75-5330	-	150	150	150	150
Contract Services - General	100-75-5400	3,551	15,000	3,000	4,000	4,000
Telephone/Data	100-75-5511	7,884	10,000	10,000	36,800	36,800
Rental of Equipment & Vehicles	100-75-5552	22,112	23,000	21,000	23,000	23,000
Software Licensing & Support	100-75-5570	71,155	407,489	407,489	412,094	416,837
Fleet Provision Charge	100-75-5590	10,862	11,829	11,829	7,026	8,379
Special Department Supplies	100-75-5721	9,590	9,750	9,750	9,750	9,750
Uniforms	100-75-5730	3,480	4,500	4,500	4,500	4,500
General Supplies	100-75-5740	3,519	3,000	3,000	3,000	3,000
Gasoline, Oil, & Tires	100-75-5750	443	881	881	761	780
Total Maintenance and Operations		135,853	492,599	478,599	508,080	514,196
Total Expenditures		1,054,287	1,638,577	1,340,160	1,776,836	1,828,535

Expenditures Across Division

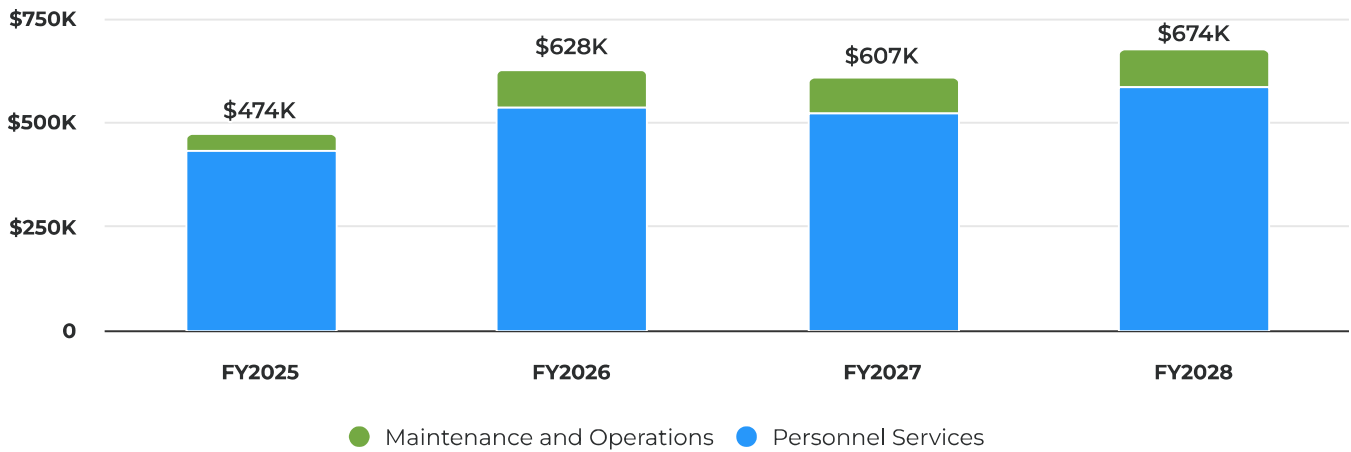


Police Records Financial

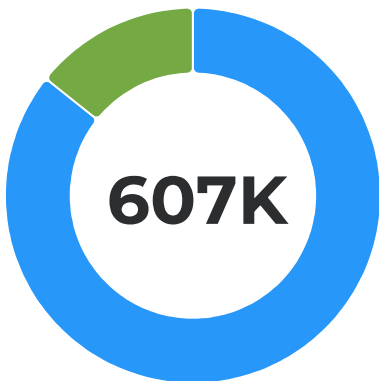
Expenditures by Division

Category	FY 2025 Actuals \$	FY 2026 Current Budget \$	FY 2026 Projected \$	2027 Proposed \$	2028 Proposed \$
Police Records	473,836	627,812	557,921	604,377	671,705
Total Expenditures	473,836	627,812	557,921	604,377	671,705

Expenditures by Category

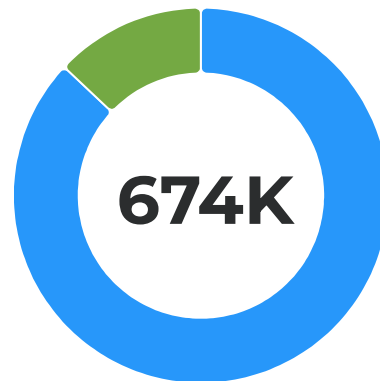


FY27 Expenditures by Category



● Personnel Services	\$520,056	85.70%
● Maintenance and Operations	\$86,746	14.30%

FY28 Expenditures by Category



● Personnel Services	\$586,565	87.01%
● Maintenance and Operations	\$87,565	12.99%

Expenditures by Category

Category	Account ID	FY 2025 Actuals \$	FY 2026 Current Budget \$	FY 2026 Projected \$	2027 Proposed \$	2028 Proposed \$
Personnel Services						
Salaries & Wages - Full-time	100-76-5110	210,955	236,003	222,455	251,600	261,251
Part-time Salaries	100-76-5115	87,630	109,899	58,044	68,916	113,744
Overtime Salaries	100-76-5130	2,004	5,000	5,000	5,402	5,415
FICA Contributions	100-76-5220	17,241	19,837	18,588	20,025	21,823
Retirement Contributions	100-76-5230	19,013	69,756	67,281	87,158	97,063
Other Employee Benefits	100-76-5270	3,226	3,511	3,203	2,480	2,577
Workers' Compensation	100-76-5272	28,079	25,862	25,862	5,700	5,919
Health Benefits	100-76-5273	61,147	65,460	65,004	74,425	74,425
Life Insurance Benefit	100-76-5276	290	227	227	1,924	1,924
Total Personnel Services		429,586	535,554	465,664	517,631	584,140
Maintenance and Operations						
Dues & Memberships	100-76-5310	100	200	200	200	200
Travel & Training	100-76-5320	9,697	6,950	6,950	4,175	4,175
Meetings	100-76-5330	98	100	100	100	100
Contract Services - General	100-76-5400	7,982	60,000	60,000	60,150	60,305
Professional Services	100-76-5420	4,676	-	-	-	-
Fleet Provision Charge	100-76-5590	3,808	4,147	4,147	2,463	2,937
Uniforms	100-76-5730	2,134	2,200	2,200	2,200	2,200
General Supplies	100-76-5740	11,322	9,850	9,850	9,850	9,850
Gasoline, Oil, & Tires	100-76-5750	4,432	8,810	8,810	7,608	7,798
Total Maintenance and Operations		44,250	92,257	92,257	86,746	87,565
Total Expenditures		473,836	627,812	557,921	604,377	671,705



Expenditures Across Division

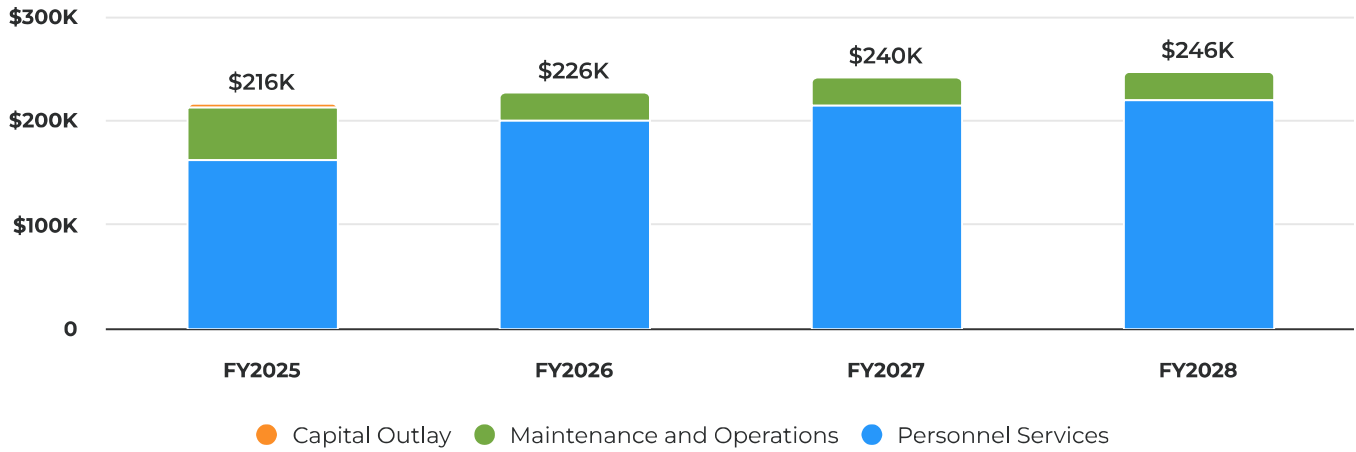


Emergency/Disaster Services Financial

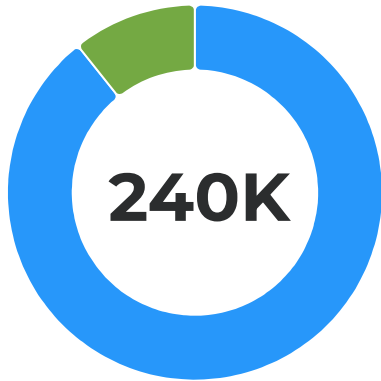
Expenditures by Division

Category	FY 2025 Actuals \$	FY 2026 Current Budget \$	FY 2026 Projected \$	2027 Proposed \$	2028 Proposed \$
Emergency/Disaster Services	215,929	226,403	226,216	240,467	245,784
Total Expenditures	215,929	226,403	226,216	240,467	245,784

Expenditures by Category

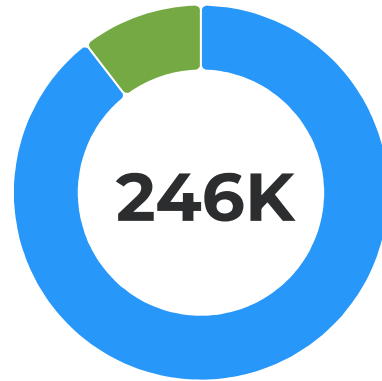


FY27 Expenditures by Category



● Personnel Services	\$214,687	89.28%
● Maintenance and Operations	\$25,780	10.72%

FY28 Expenditures by Category



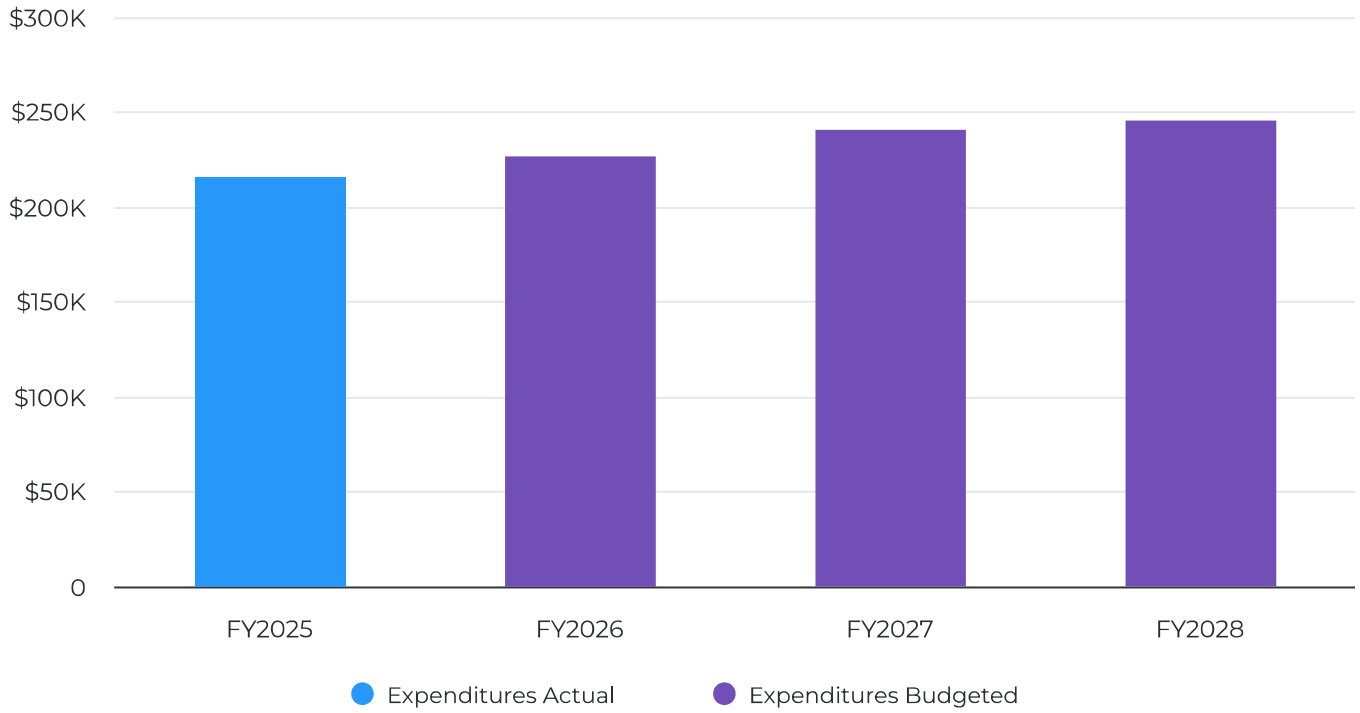
● Personnel Services	\$220,004	89.51%
● Maintenance and Operations	\$25,780	10.49%

Expenditures by Category

Category	Account ID	FY 2025 Actuals \$	FY 2026 Current Budget \$	FY 2026 Projected \$	2027 Proposed \$	2028 Proposed \$
Personnel Services						
Salaries & Wages - Full-time	100-77-5110	123,401	130,139	126,592	131,072	135,004
Overtime Salaries	100-77-5130	2,191	5,000	5,000	6,402	6,444
FICA Contributions	100-77-5220	9,832	9,956	10,032	10,027	10,328
Retirement Contributions	100-77-5230	10,102	35,752	35,688	37,870	38,784
Other Employee Benefits	100-77-5270	1,395	1,819	1,266	1,311	1,350
Workers' Compensation	100-77-5272	-	1,742	1,742	2,970	3,059
Health Benefits	100-77-5273	14,490	15,420	19,320	24,394	24,394
Life Insurance Benefit	100-77-5276	40	76	76	641	641
Total Personnel Services		161,451	199,903	199,716	214,687	220,004
Maintenance and Operations						
Dues & Memberships	100-77-5310	199	500	500	500	500
Travel & Training	100-77-5320	3,428	12,800	12,800	12,800	12,800
Professional Services	100-77-5420	40,000	-	-	-	-
Telephone	100-77-5511	879	1,200	1,200	480	480
Special Department Supplies	100-77-5721	-	5,000	5,000	5,000	5,000
General Supplies	100-77-5740	7,177	7,000	7,000	7,000	7,000
Total Maintenance and Operations		51,683	26,500	26,500	25,780	25,780
Capital Outlay						
Capital Outlay	100-77-5840	2,795	-	-	-	-
Total Capital Outlay		2,795	-	-	-	-
Total Expenditures		215,929	226,403	226,216	240,467	245,784



Expenditures Across Division



2026-28 OPERATING BUDGET

PARKS, RECREATION, AND LIBRARY SERVICES

Community Services and Park Oversight

Library Programs and Services

Recreation Services

The Parks, Recreation, and Library Services Department provides a variety of park, recreational, social, and library services for the community.

The department is comprised of three main divisions, which include Library Services, Community Services, Recreation Services, in addition to the administration of the department. The department provides input and support in the design, development, and rehabilitation of park property and community buildings, and help to facilitate engagement and outreach efforts for special projects. Through the Park Patrol program, the department provides general oversight over the use of the park and open spaces.

The Recreation/Community section of the department focuses on providing programs and services for youth, adults, and seniors, as well as social service programs, including transportation and community-wide special events. The administrative section of the department manages the City's Animal Control contract, Community Development Block Grant (CDBG) administration, park facility scheduling, facilitation and processing of special event and film permits, and oversight and support of the Parks and Recreation Commission. Additionally, the department serves as the City's liaison to the Signal Hill Community Foundation, with whom the City has an active Memorandum of Understanding (MOU) for additional support of events and services.

Library Services offers both traditional and non-traditional services. The Signal Hill Public Library serves as the City's primary, public community center which offers programs and services that encourage learning, cultural diversity, and civic engagement. The Library supports literacy, learning, equity, diversity, inclusivity, and cultural awareness.

Departmental Goals:

To provide a wide variety of recreational, social, and library services to meet the needs of residents of all ages, support local businesses, and enhance the quality of life for residents, businesses, and visitors through programs, events, and activities, and promote opportunities for park development and open space.

Objectives

1. Provide access to a variety of programs that promote emotional, mental, physical, and the overall well-being of a diverse community.
2. Continue to cultivate and enhance existing programs to meet the needs of the community. Centered around cultural diversity and awareness, efforts will focus on integration of programs for people of all abilities, ensuring that we continue to close gaps in service.
3. Work closely with the other departments to complete the Civic Center Master Plan, specifically Phase One including construction of the Signal Hill Amphitheater. The development of performing and visual arts opportunities is one of the key priorities in the City's Prioritization and Implementation Plan otherwise referred to as the "PIP" which is addressed in the upcoming Civic Center Master Plan. The preliminary work to program the new amphitheater space will begin during this period.

Department: Parks, Recreation, and Library Services

Program: Library Services (81)

Program Description:

The Library Services Division provides a wide range of traditional and non-traditional resources, programs, and services to meet the diverse needs of the community. The Signal Hill Public Library serves as the City's primary public community center, offering opportunities that promote learning, cultural enrichment, and civic engagement. Library Services is committed to supporting literacy, lifelong learning, equity, diversity, inclusivity, and cultural awareness, ensuring that all community members have access to meaningful educational and cultural experiences.

Objectives:

- Provide accessible and engaging library resources that support literacy and lifelong learning for all ages.
- Deliver programs and services that celebrate and promote cultural diversity and community connection.
- Foster an inclusive environment that supports equity, diversity, and cultural awareness within the community.
- Expand non-traditional library services to meet evolving community needs and technological trends.
- Strengthen civic engagement by offering spaces and programs that encourage participation, dialogue, and community involvement.
- Maintain the Signal Hill Public Library as a welcoming, central hub for learning, creativity, and community enrichment.

Department: Parks, Recreation, and Library Services

Program: Community Services (82)

Program Description:

The Community Services Division oversees a broad range of programs, services, and operational functions that support the quality of life for Signal Hill residents. Department staff contribute to the design, development, and rehabilitation of park property and community buildings, and facilitate community engagement and outreach for special projects. Through the Park Patrol program, the department provides general oversight of the City's parks and open spaces to ensure safe and appropriate public use on a regular basis.

The Community Services section focuses on delivering community wide special events, and programs and services for adults and seniors, including transportation services, food and nutrition accessibility, scholarship administration, and connections to other resources and services in the community.

Additionally, the division is responsible for administration of the City's Animal Control contract, Community Development Block Grant (CDBG), park facility scheduling, film and special event permitting, and provides support and oversight for the Parks and Recreation Commission. Additionally, this division liaises with the Signal Hill Community Foundation, coordinating efforts to support community programs, events, and services.

Objectives:

- Support the planning, design, and improvement of park property and community facilities through staff expertise and collaborative project engagement.
- Facilitate effective community outreach and engagement efforts for special projects and departmental initiatives.
- Ensure safe and responsible use of parks and open spaces through consistent Park Patrol presence and oversight.
- Provide high-quality programs and services for adults and seniors, along with social service programs that support residents of all ages.
- Coordinate and execute community-wide special events that enhance civic pride and community connection.
- Administer key departmental responsibilities, including Animal Control services, CDBG program management, park facility scheduling, and film and special event permit processing.
- Provide administrative and operational support to the Parks and Recreation Commission.
- Strengthen partnerships with the Signal Hill Community Foundation to expand support for City programs, services, and events through the existing MOU.

Department: Parks, Recreation, and Library Services

Program: Recreation (83)

Program Description:

The Recreation Division provides a variety of youth and teen programs that support learning, play, and community engagement. Services include after-school care, seasonal all day camps, field trips, youth sports, and tween activities. Programs are designed to offer safe, inclusive, and enriching recreational experiences for children from early childhood through middle school.

Objectives:

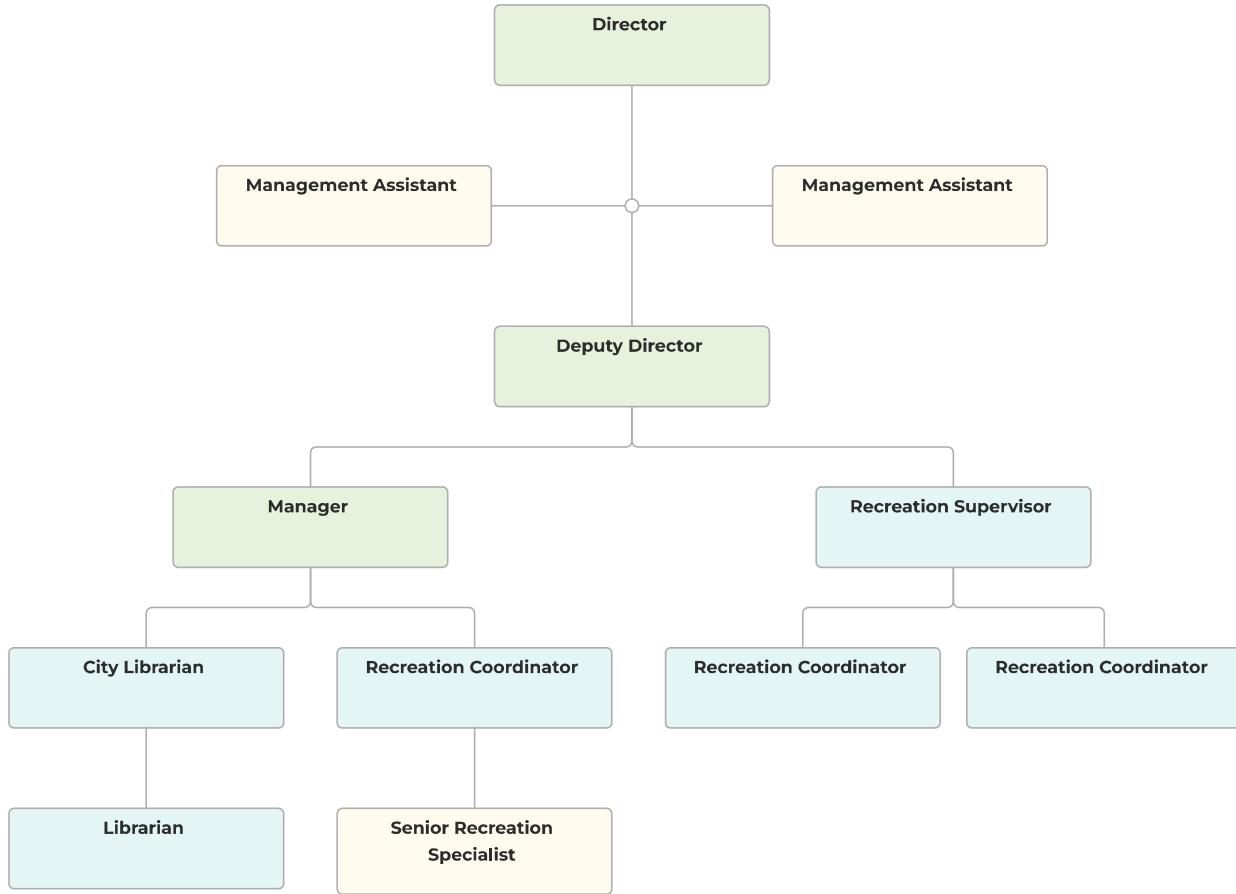
- Provide high-quality, developmentally appropriate recreational programs for children, tweens, and teens.
- Offer safe, engaging after-school care that supports academic, social, and recreational needs.
- Deliver a variety of seasonal day camp experiences that promote creativity, learning, and active play.
- Expand opportunities for youth physical activity and sports participation through accessible programs such as basketball and other recreational offerings.
- Support the social and emotional development of tweens through programs that incorporate teamwork, leadership, and community service.
- Maintain a welcoming, inclusive environment in all youth programs that encourages participation from families across the community.
- Foster lifelong interest in recreation, health, and community involvement through diverse program experiences.

Parks, Recreation & Library Services Personnel

Department	Budget FTE 2023-24	Budget FTE 2024-25	Budget FTE 2025-26	Current FTE 2025-26	Proposed FTE 2026-27	Proposed FTE 2027-28
Parks, Recreation, and Library Services						
Library						
City Librarian	1	1	1	1	1	1
Librarian	1	1	1	1	1	1
Part-Time Library Aide	3.3	3.3	3.3	3.3	3.3	3.3
Part-Time Library Specialist	0.9	0.9	2.05	2.05	2.05	2.05
Community Services						
Parks, Recreation & Library Services Director	1	1	1	1	1	1
Deputy Parks, Recreation & Library Services Director (d)		1	1	1	1	1
Community Services Manager	1					
Management Assistant	1	1	2	2	2	2
Administrative Assistant	1	1	0	0	0	0
Recreation Coordinator	1	1	2	2	2	2
Senior Recreation Specialist	1	1	0	0	0	0
Part-Time Recreation Specialist	1.25	1.25	1.25	1.25	1.25	1.25
Part-Time Recreation Leader	2.1	2.35	2.35	2.35	2.35	2.35
Recreation						
Recreation Coordinator	1	0	1	1	1	1
Senior Recreation Specialist (k)	1	2	1	1	1	1
Recreation Supervisor (k)		1	1	1	1	1
Part-Time Recreation Specialist	2.50	2.75	3.02	3.02	3.02	3.02
Part-Time Recreation Leader	5.5	5.5	5.5	5.5	5.5	5.5
Total FTE Positions:	25.55	27.05	28.47	28.47	28.47	28.47



Parks, Recreation & Library Services Department

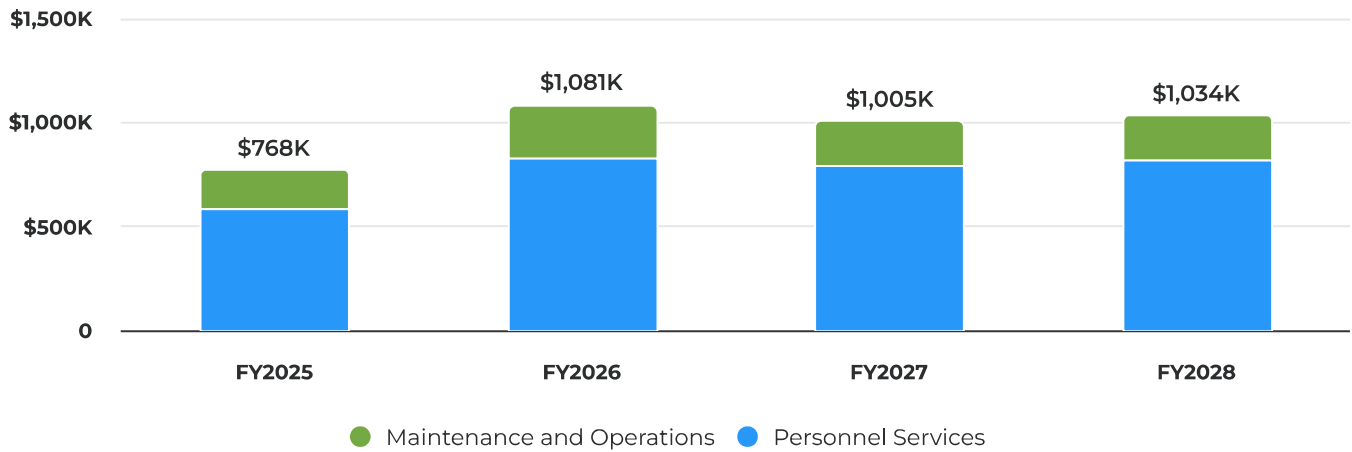


Library Financial

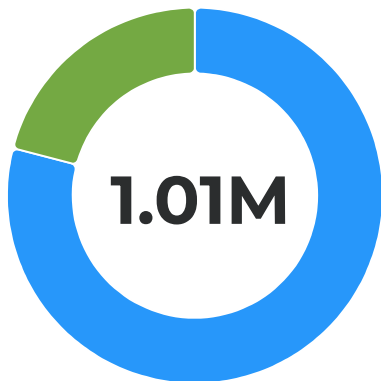
Expenditures by Division

Category	FY 2025 Actuals \$	FY 2026 Current Budget \$	FY 2026 Projected \$	2027 Proposed \$	2028 Proposed \$
Library	768,077	1,081,461	892,507	1,003,406	1,031,591
Total Expenditures	768,077	1,081,461	892,507	1,003,406	1,031,591

Expenditures by Category

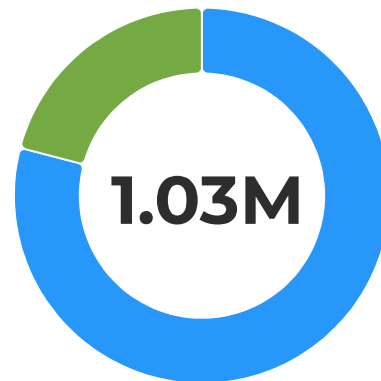


FY27 Expenditures by Category



● Personnel Services	\$794,790	79.06%
● Maintenance and Operations	\$210,540	20.94%

FY28 Expenditures by Category



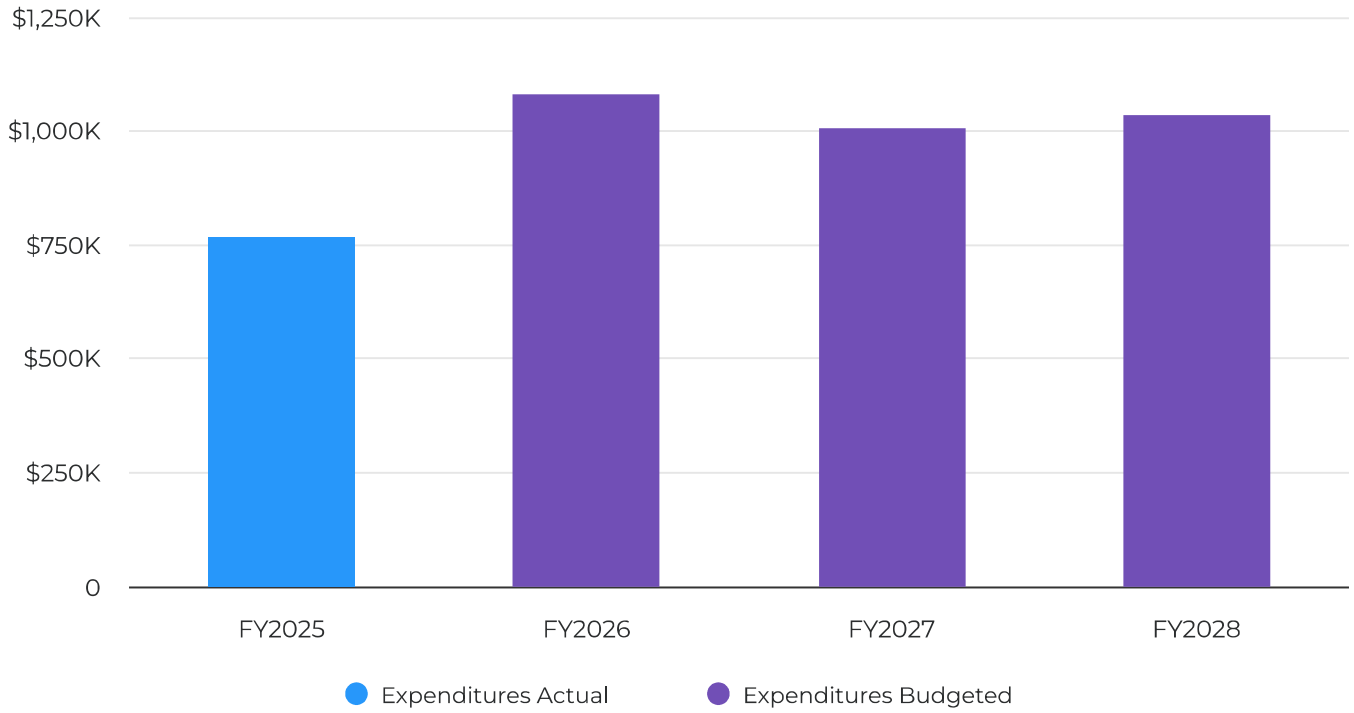
● Personnel Services	\$817,475	79.10%
● Maintenance and Operations	\$216,040	20.90%

Expenditures by Category

Category	Account ID	FY 2025 Actuals \$	FY 2026 Current Budget \$	FY 2026 Projected \$	2027 Proposed \$	2028 Proposed \$
Personnel Services						
Salaries & Wages - Full-time	100-81-5110	244,482	355,472	255,311	332,986	344,429
Part-time Salaries	100-81-5115	202,050	231,027	209,592	226,392	233,183
Overtime Salaries	100-81-5130	2,956	3,500	8,221	4,352	4,377
Car Allowance	100-81-5160	411	1,188	-	1,188	1,188
FICA Contributions	100-81-5220	21,737	30,634	22,847	28,773	29,747
Retirement Contributions	100-81-5230	29,488	102,034	91,059	110,919	113,830
Other Employee Benefits	100-81-5270	3,345	5,032	3,346	3,330	3,444
Defined Contribution	100-81-5271	866	4,181	-	3,611	3,778
Workers' Compensation	100-81-5272	31,086	28,631	28,631	7,544	7,803
Health Benefits	100-81-5273	44,086	63,959	51,058	71,379	71,379
Life Insurance Benefit	100-81-5276	193	464	464	2,152	2,152
Wellness Benefit	100-81-5280	250	243	243	240	240
Total Personnel Services		580,949	826,365	670,772	792,866	815,551
Maintenance and Operations						
Dues & Memberships	100-81-5310	3,337	3,200	3,530	3,600	3,600
Travel & Training	100-81-5320	512	2,000	2,750	3,700	3,700
Meetings	100-81-5330	1,025	1,500	1,400	1,600	2,100
Contract Services - General	100-81-5400	26,931	54,000	35,000	34,000	34,000
Historical Preservation	100-81-5470	-	10,000	10,000	5,000	10,000
Repair & Maintenance Services	100-81-5560	13,960	11,000	14,555	5,000	5,000
Software Licensing & Support	100-81-5570	38,452	60,546	60,450	63,590	63,590
Media Services	100-81-5630	249	350	350	750	750
Special Department Supplies	100-81-5721	47,763	45,900	47,100	46,700	46,700
Event/Program Costs	100-81-5723	25,986	32,000	32,000	32,000	32,000
Uniforms	100-81-5730	1,090	1,600	1,600	1,600	1,600
General Supplies	100-81-5740	27,823	33,000	13,000	13,000	13,000
Total Maintenance and Operations		187,128	255,096	221,735	210,540	216,040
Total Expenditures		768,077	1,081,461	892,507	1,003,406	1,031,591



Expenditures Across Division

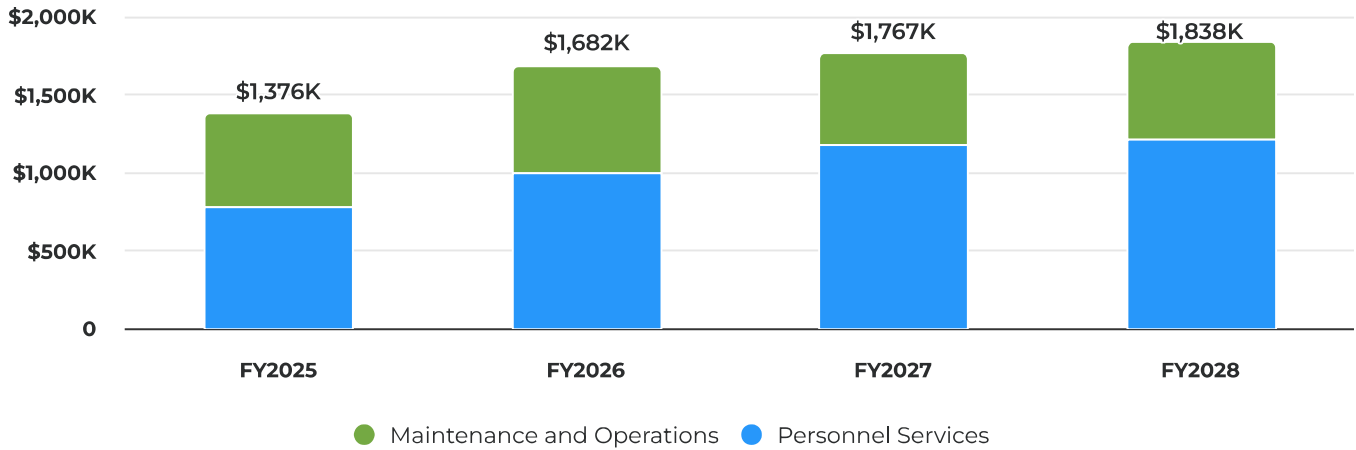


Community Services Financial

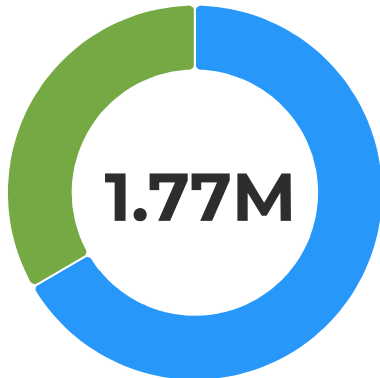
Expenditures by Division

Category	FY 2025 Actuals \$	FY 2026 Current Budget \$	FY 2026 Projected \$	2027 Proposed \$	2028 Proposed \$
Community Services	1,375,587	1,681,742	1,539,300	1,763,382	1,833,791
Total Expenditures	1,375,587	1,681,742	1,539,300	1,763,382	1,833,791

Expenditures by Category



FY27 Expenditures by Category



● Personnel Services	\$1,177,532	66.62%
● Maintenance and Operations	\$589,946	33.38%

FY28 Expenditures by Category



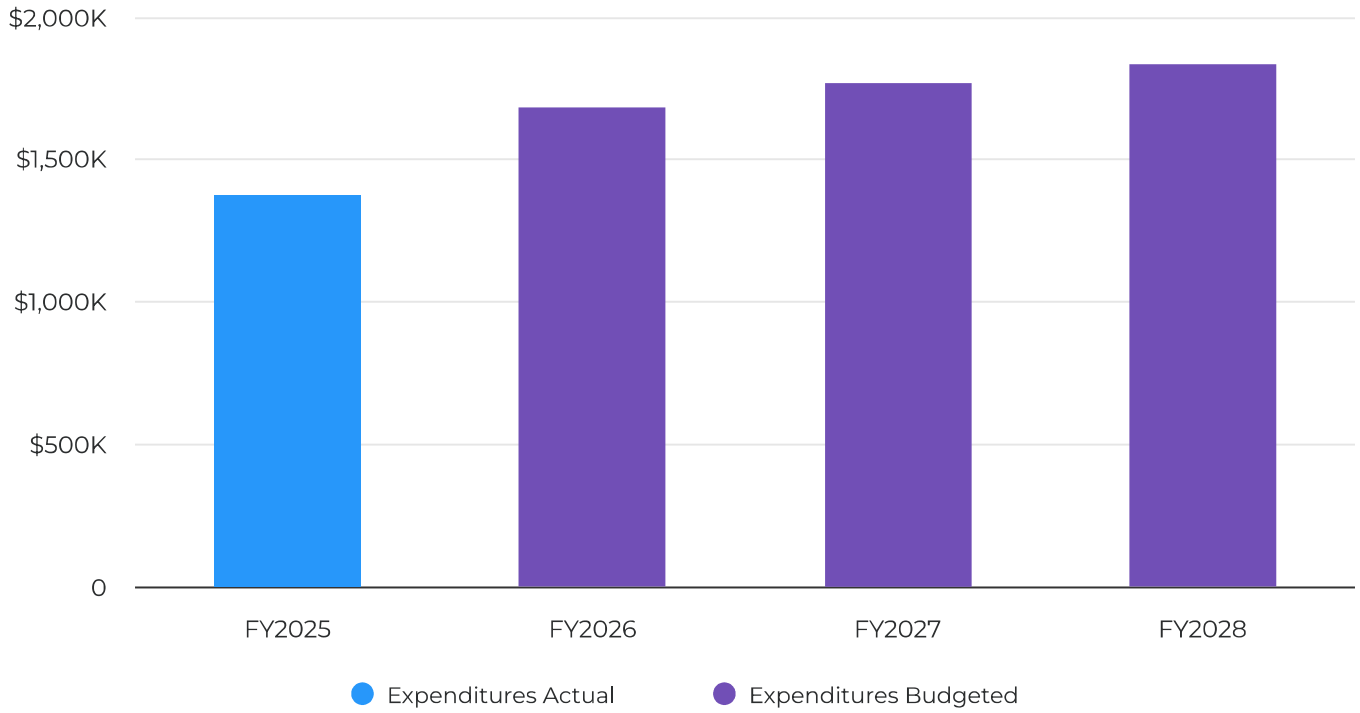
● Personnel Services	\$1,214,849	66.10%
● Maintenance and Operations	\$623,037	33.90%

Expenditures by Category

Category	Account ID	FY 2025 Actuals \$	FY 2026 Current Budget \$	FY 2026 Projected \$	2027 Proposed \$	2028 Proposed \$
Personnel Services						
Salaries & Wages - Full-time	100-82-5110	351,703	442,213	471,665	578,492	602,378
Part-time Salaries	100-82-5115	107,346	150,543	143,532	176,549	181,846
Overtime Salaries	100-82-5130	15,009	7,500	12,344	9,893	9,965
Commission Meeting Attendance	100-82-5150	3,450	4,500	4,500	4,500	4,500
Car Allowance	100-82-5160	703	1,224	1,721	3,024	3,024
FICA Contributions	100-82-5220	29,288	36,106	35,739	42,672	44,281
Retirement Contributions	100-82-5230	155,678	207,069	210,189	197,292	202,643
Other Employee Benefits	100-82-5270	6,125	6,363	7,022	5,683	5,920
Defined Contribution	100-82-5271	1,643	4,311	4,485	9,055	9,387
Workers' Compensation	100-82-5272	16,345	15,055	15,055	12,901	13,436
Health Benefits	100-82-5273	92,341	116,593	102,745	129,001	129,001
Vision Benefit	100-82-5275	-1	-	-	-	-
Life Insurance Benefit	100-82-5276	1,554	602	602	3,879	3,879
Wellness Benefit	100-82-5280	500	250	250	495	495
Total Personnel Services		781,684	992,328	1,009,849	1,173,436	1,210,754
Maintenance and Operations						
Dues & Memberships	100-82-5310	3,174	2,600	5,240	5,240	5,240
Travel & Training	100-82-5320	11,712	12,000	5,700	12,000	15,000
Meetings	100-82-5330	20,334	6,000	6,000	6,000	6,000
Donations	100-82-5390	10,000	10,000	10,000	10,000	10,000
Contract Services - General	100-82-5400	172,715	282,500	257,197	320,500	325,500
Legal Services	100-82-5410	19,716	25,000	25,000	25,000	25,000
Historical Preservation	100-82-5470	156,805	8,000	2,500	6,000	9,000
Telephone/Data	100-82-5511	289	-	-	-	-
Vehicle Maintenance	100-82-5540	-	350	350	350	350
Repair & Maintenance Services	100-82-5560	-	23,000	5,000	10,000	20,000
Software Licensing & Support	100-82-5570	-	3,500	3,500	1,500	3,500
Fleet Provision Charge	100-82-5590	12,635	13,712	13,712	8,144	9,712
Media Services	100-82-5630	4,702	4,600	5,000	7,500	7,500
Special Department Supplies	100-82-5721	37,746	47,500	2,000	2,500	2,500
Event/Program Costs	100-82-5723	131,202	235,800	173,400	158,800	167,300
Uniforms	100-82-5730	3,191	3,500	3,500	4,500	4,500
General Supplies	100-82-5740	9,374	11,000	11,000	11,000	11,000
Gasoline, Oil, & Tires	100-82-5750	308	352	352	912	935
Total Maintenance and Operations		593,904	689,413	529,450	589,946	623,037
Total Expenditures		1,375,587	1,681,742	1,539,300	1,763,382	1,833,791



Expenditures Across Division

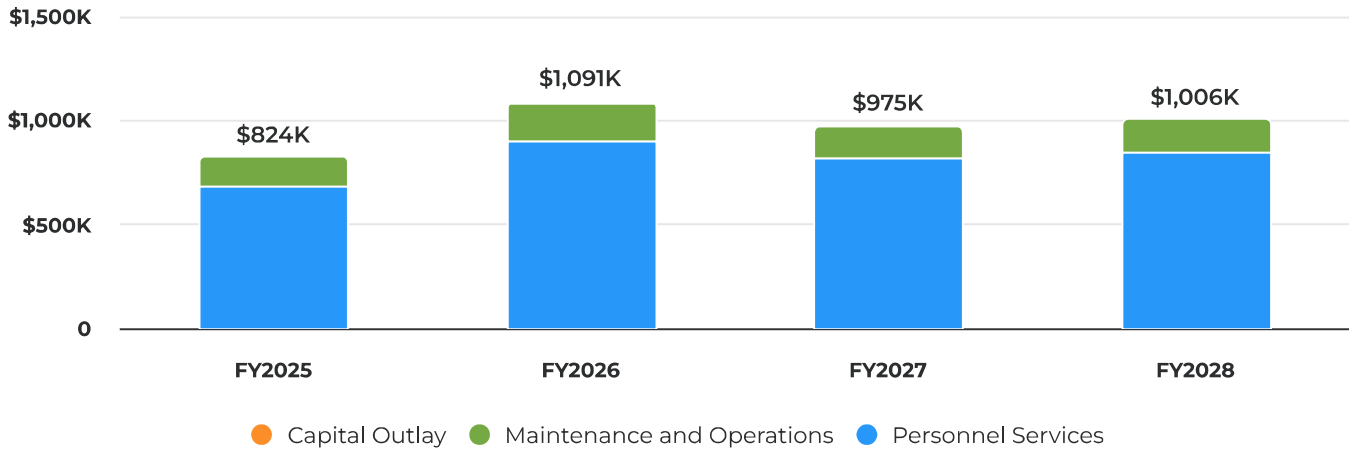


Recreational Financial

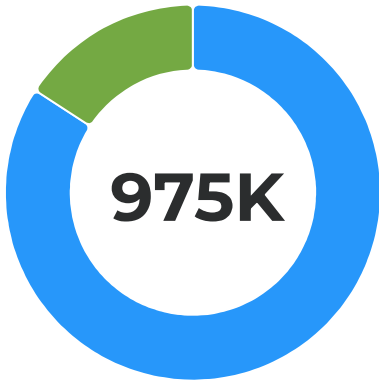
Expenditures by Division

Category	FY 2025 Actuals \$	FY 2026 Current Budget \$	FY 2026 Projected \$	2027 Proposed \$	2028 Proposed \$
Recreation	823,709	1,090,708	922,432	973,128	1,004,182
Total Expenditures	823,709	1,090,708	922,432	973,128	1,004,182

Expenditures by Category

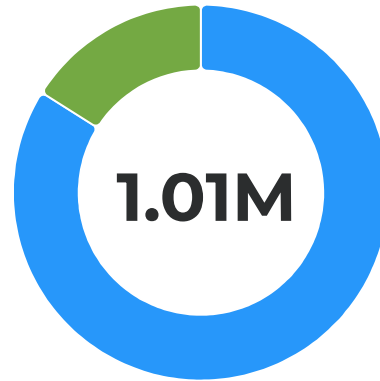


FY27 Expenditures by Category



● Personnel Services	\$820,639	84.16%
● Maintenance and Operations	\$154,415	15.84%

FY28 Expenditures by Category



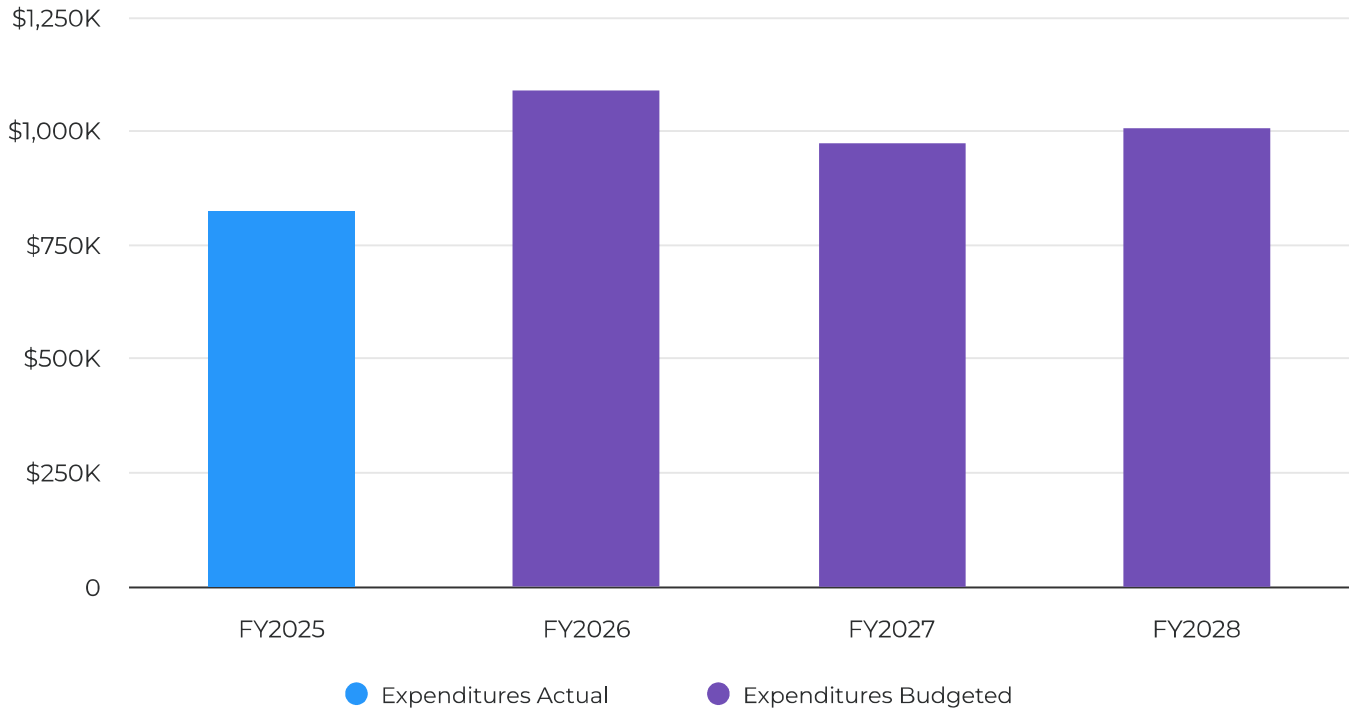
● Personnel Services	\$844,401	83.93%
● Maintenance and Operations	\$161,708	16.07%

Expenditures by Category

Category	Account ID	FY 2025 Actuals \$	FY 2026 Current Budget \$	FY 2026 Projected \$	2027 Proposed \$	2028 Proposed \$
Personnel Services						
Salaries & Wages - Full-time	100-83-5110	237,405	307,794	208,964	273,348	283,002
Part-time Salaries	100-83-5115	287,674	360,481	334,798	337,353	347,474
Overtime Salaries	100-83-5130	6,522	3,000	13,139	4,107	4,141
Car Allowance	100-83-5160	411	1,188	-	1,188	1,188
FICA Contributions	100-83-5220	23,072	28,864	21,502	26,634	27,544
Retirement Contributions	100-83-5230	35,107	101,177	91,195	95,932	98,494
Other Employee Benefits	100-83-5270	3,180	4,347	3,011	2,733	2,830
Defined Contribution	100-83-5271	866	4,232	-	3,611	3,778
Workers' Compensation	100-83-5272	43,216	39,804	39,804	6,193	6,412
Health Benefits	100-83-5273	40,907	51,525	35,573	65,382	65,382
Life Insurance Benefit	100-83-5276	209	454	454	1,991	1,991
Wellness Benefit	100-83-5280	-	245	245	240	240
Total Personnel Services		678,570	903,110	748,686	818,713	842,474
Maintenance and Operations						
Dues & Memberships	100-83-5310	243	1,000	1,000	1,100	1,100
Travel & Training	100-83-5320	5,954	9,200	7,000	8,200	8,200
Meetings	100-83-5330	830	1,500	1,450	1,500	1,500
Fee Assistance	100-83-5391	1,060	1,000	1,000	1,500	1,500
Telephone	100-83-5511	3,979	6,422	6,422	7,422	7,422
Repair & Maintenance Services	100-83-5560	-	5,000	5,000	3,000	3,000
Fleet Provision Charge	100-83-5590	42,014	45,592	45,592	27,078	32,294
Communications	100-83-5620	2,369	7,450	7,000	5,450	7,450
Event/Program Costs	100-83-5723	61,083	74,600	78,600	78,600	78,600
Uniforms	100-83-5730	3,333	3,500	3,500	3,500	3,500
General Supplies	100-83-5740	23,241	16,000	16,000	14,000	14,000
Gasoline, Oil, & Tires	100-83-5750	1,034	1,182	1,182	3,065	3,141
Total Maintenance and Operations		145,139	172,446	173,746	154,415	161,708
Capital Outlay						
Capital Outlay	100-83-5840	-	15,152	-	-	-
Total Capital Outlay		-	15,152	-	-	-
Total Expenditures		823,709	1,090,708	922,432	973,128	1,004,182



Expenditures Across Division



2026-28 OPERATING BUDGET

PUBLIC WORKS

Engineering and Project Services

Facility Maintenance

Environmental Programs

Grounds Maintenance

Street Maintenance

Department Description:

The Public Works Department is responsible for providing reliable, well-maintained public facilities and essential services to residents and the business community. Responsibilities include the delivery of high-quality drinking water, the design, construction, and maintenance of all City facilities, including the water system, streets, traffic signals, parks, medians, buildings, and fleet of vehicles and heavy equipment.

The Public Works Department ensures that City-owned infrastructure and facilities, water services and capital improvement programs are designed, engineered, constructed, maintained and/or modified in a professional and safe condition. The Department coordinates a variety of activities and services, including the preparation of plans and specifications for public works-related construction projects; the design and inspection of public facilities; ensures the proper installation of all public improvements made in new subdivisions, such as streets, curbs, gutters, sidewalks, water mains, sewer lines, and drainage; and provides custodial service to City facilities.

The Facilities division oversees the maintenance, repair, cleaning, and improvement of all City owned facilities. The Environmental division includes recycling and refuse collection, water conservation, and NPDES stormwater compliance. The Grounds Maintenance division oversees landscape contracts, playground equipment safety, and activities in the California Crown Landscape and Lighting Maintenance District. The Street Division is responsible for preventive and regular maintenance of streets and right-of-way including signage, striping, graffiti cleanup, curb paintings, pothole and street repairs.



Department Programs:

Engineering and Project Services

Facility Maintenance

Environmental Programs

Grounds Maintenance

Street Maintenance

Department Goals:

1. Proactively meet the policy directives of the City Council in the maintenance and capital improvement of public facilities.
2. Provide prompt and professional service in response to requests from the community and other City departments.
3. Implement the goals and objectives of the City's Strategic Plan and complementary planning documents including the Water Master Plan, Facilities Master Plan, Civic Center Master Plan, and other supporting plans.
4. Proactively monitor legislation affecting public works.
5. Provide the reliable delivery of high-quality drinking water that meets or exceeds State drinking water standards.
6. Manage the City's Water Conservation Program and continue the program's public education and outreach campaign.
7. Ensure compliance with environmental regulations through the implementation of effective policies and programs.
8. Provide thorough and expedient engineering plan checking services for all development projects and subdivisions.
9. Manage the solid waste collection and recycling programs.
10. Continue to improve emergency response capabilities.
11. Apply for grants to provide supplemental funding for capital improvements.

Department: Public Works

Program: Engineering and Project Services (91)

Program Description:

The Engineering and Project Services division seeks to implement the City's policies and procedures in support of professional project engineering and management that ensure ethical bidding processes resulting in cost-effective and timely project completion. Engineering and Project Services is responsible for the planning, design, and construction of all public facilities, the engineering review of development projects and subdivisions, administering an assessment district, and providing engineering support services to other City departments. Activities include the development and management of the Capital Improvement Program and departmental budget, provision of traffic engineering, plan checking, survey and inspection services, management of contract services, management of pipeline franchises, management and maintenance of right-of-way assets in GIS, permit issuance, and the administration of the California Crown Landscape and Lighting Maintenance District.

Objectives:

1. Complete the FY 2026-28 Capital Improvement Program.
2. Complete construction of Gundry Reservoir Roof Replacement and Interior Coating Project.
3. Complete construction of the Amphitheater Project.
4. Continue to track and maintain the Organics Ordinance.
5. Continue the administration of the California Crown Landscape and Lighting Maintenance District.
6. Complete the engineering review of development applications and plans.
7. Provide engineering support services to other City departments.
8. Conduct inspections to ensure work performed in the public right-of-way meets City standards.
9. Maintain an inventory of right-of-way assets in GIS and develop maps and applications for visual/portal to be used for Citywide use. representation of parks, planning elements such as land use and zoning, water infrastructure, risk mitigation.
10. Update Public Works Standards Series 200.
11. Design concept studies, research, analytics.
12. Apply for grants to provide supplemental funding for capital improvements.

Department: Public Works

Program: Facility Maintenance (92)

Program Description:

The Facilities Maintenance Division is responsible for the maintenance, repair, cleaning, and improvement of all City-owned facilities. The division oversees several contracts that include custodial services and intrusion/fire services. The division implements maintenance, repair and improvement programs to sustain the public infrastructure in a well-maintained and attractive condition through continuous monitoring, maintenance and repairs.

Objectives:

1. Ensure all City facilities are being properly maintained by performing routine scheduled inspections and maintenance repairs.
2. Provide support to the Community Services Department and Police Department for community events.
3. Maintain a safe work environment and continue safety training in order to stay in compliance with OSHA regulations.
4. Oversee custodial services contract.
5. Respond to facility related repairs and maintenance requests.

Department: Public Works

Program: Environmental Programs (93)

Program Description:

The Environmental Programs division includes activities such as recycling and refuse collection, water conservation, and NPDES compliance.

Objectives:

1. Respond to requests relating to safety hazards within 24 hours.
2. Manage and enforce the City's Water Conservation Program, with an emphasis on public outreach and education campaigns.
3. Continue implementing programs to maintain the City's compliance with NPDES regulations, including restaurant and industrial waste inspections.
4. Participate in the LA River Watershed and Los Cerritos Channel Watershed working groups.
5. Ensure the cleaning of catch basins citywide per NPDES requirements.
6. Continue the management of the Solid Waste Management Agreement with an exclusive franchise hauler.
7. Meet the State's (CalRecycle) target of waste generation each reporting year by creating and implementing an Organics Ordinance.
8. Encourage additional participation by multi-family complexes in the City's recycling program.
9. Seek and apply for grants to offset the costs of environmental programs and submit annual reports for grants awarded.
10. Encourage residents to utilize programs offered by the EDCO Transfer and Recycling Facility with information and updates on City homepage and other means of communication.

Department: Public Works

Program: Grounds Maintenance (94)

Program Description:

The Grounds Maintenance division maintains and repairs park infrastructure and landscape areas throughout the City, ensuring they are well-maintained and in attractive and safe condition.

Objectives:

1. Conduct monthly playground equipment inspections and repairs as needed to ensure compliance with safety regulations.
2. Ensure all City parks and landscape areas are properly maintained per the contract specifications by performing routine scheduled inspections.
3. Oversee weed control maintenance for City-owned property, including lots, alleys and rights-of-way.

Department: Public Works

Program: Street Maintenance (95)

Program Description:

The Street Maintenance Division is responsible for preventive and regular maintenance of streets and right-of-way including signage, striping, graffiti cleanup, curb paintings, potholes, sidewalk and street repairs. The division oversees the arborist maintenance contract and administers the Street Tree Master Plan.

Objectives:

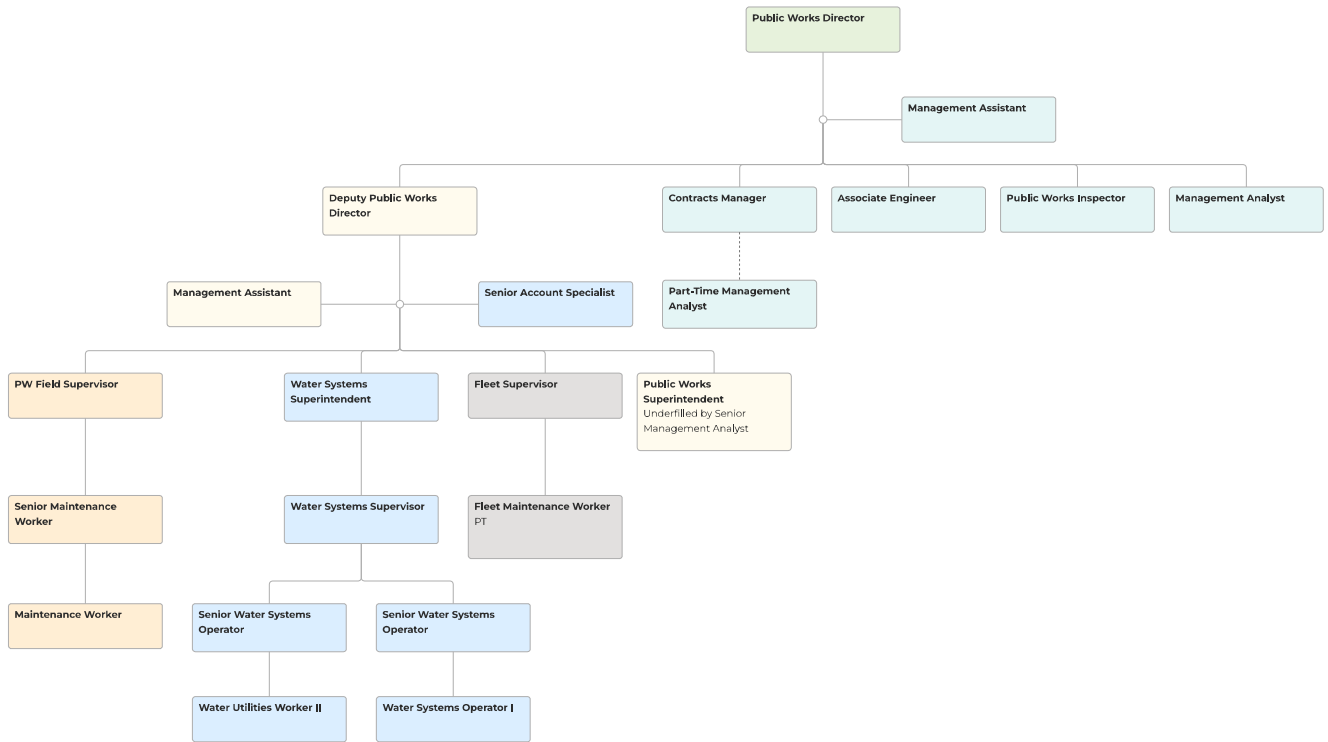
1. Inspect the condition of City sidewalks on a biannual basis, and develop a priority list for replacements, utilizing CJPIA standards.
2. Repair reported potholes in a timely manner.
3. Complete routine tree trimming.
4. Conduct routine alley maintenance, which includes trimming overgrown vegetation and removing weeds and trash.
5. Provide timely removal of graffiti on all City facilities. Continue to maintain a database identifying the area and specific location.
6. Administer the Street Tree Policy.
7. Maintain the inventory of all City Street marking and legends using electronic marking program.
8. Conduct traffic control for City events.

Public Works Personnel

Department	Budget FTE 2023-24	Budget FTE 2024-25	Budget FTE 2025-26	Current FTE 2025-26	Proposed FTE 2026-27	Proposed FTE 2027-28
Public Works						
Engineering Department						
Public Works Director	1	1	1	1	1	1
Contract Services Manager	1	1	1	1	1	1
Management Assistant	1	0	1	1	1	1
Associate Engineer	1	1	1	1	1	1
Public Works Inspector	1	1	1	1	1	1
Engineering Technician (I)	1	1				
Management Analyst (I)		1	1	1	1	1
Part-Time Management Analyst	0.5	0.75	0.75	0.75	0.75	0.75
City Yard						
Deputy Director of Public Works	1	1	1	1	1	1
Public Works Superintendent	1	1	1	1	1	1
Administrative Assistant (m)	1	1	1			
Management Assistant (m)				1	1	1
Public Works Maintenance Supervisor	1	1	1	1	1	1
Senior Maintenance Worker	5	5	5	5	5	5
Maintenance Worker	3	5	5	5	5	5
Fleet Services Supervisor	1	1	1	1	1	1
Part-Time Maintenance Worker (Fleet)	0.5	0.5	0.5	0.5	0.5	0.5
Account Specialist II (Water) (n)	1	1	1			
Senior Account Specialist (Water) (n)				1	1	1
Water Systems Superintendent	1	1	1	1	1	1
Water Systems Operator I	3	2	2	2	2	2
Water Systems Operator II	1					
Senior Water Systems Operator (o)	2	3	3	2	2	2
Water Systems Supervisor (o)				1	1	1
Maintenance Worker (Water)	2	3	3	3	3	3
Total FTE Positions:	30.0	32.25	32.25	32.25	32.25	32.25



Public Works Department

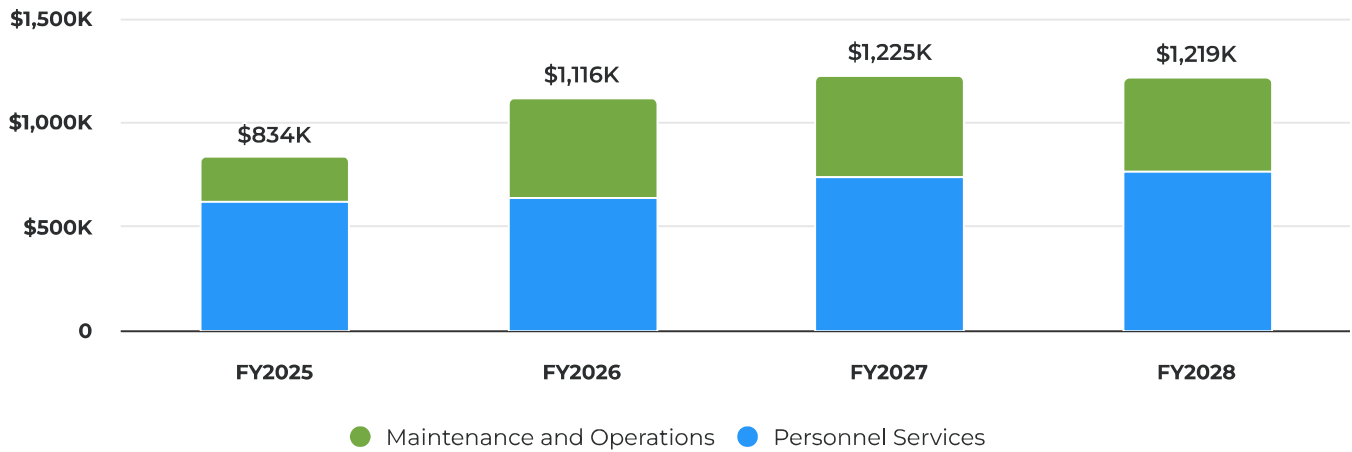


Engineering and Project Services Financial

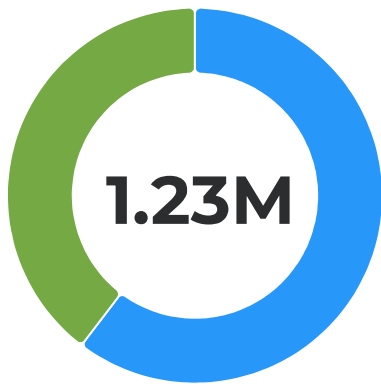
Expenditures by Division

Category	FY 2025 Actuals \$	FY 2026 Current Budget \$	FY 2026 Projected \$	2027 Proposed \$	2028 Proposed \$
Engineering	833,760	1,116,152	1,005,264	1,221,268	1,214,727
Total Expenditures	833,760	1,116,152	1,005,264	1,221,268	1,214,727

Expenditures by Category

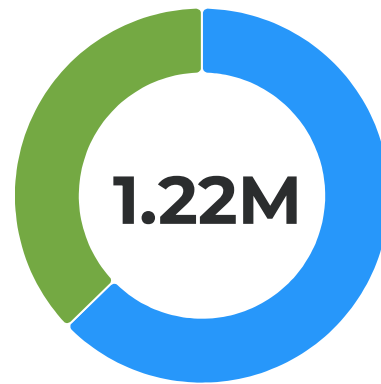


FY27 Expenditures by Category



● Personnel Services	\$739,158	60.32%
● Maintenance and Operations	\$486,213	39.68%

FY28 Expenditures by Category



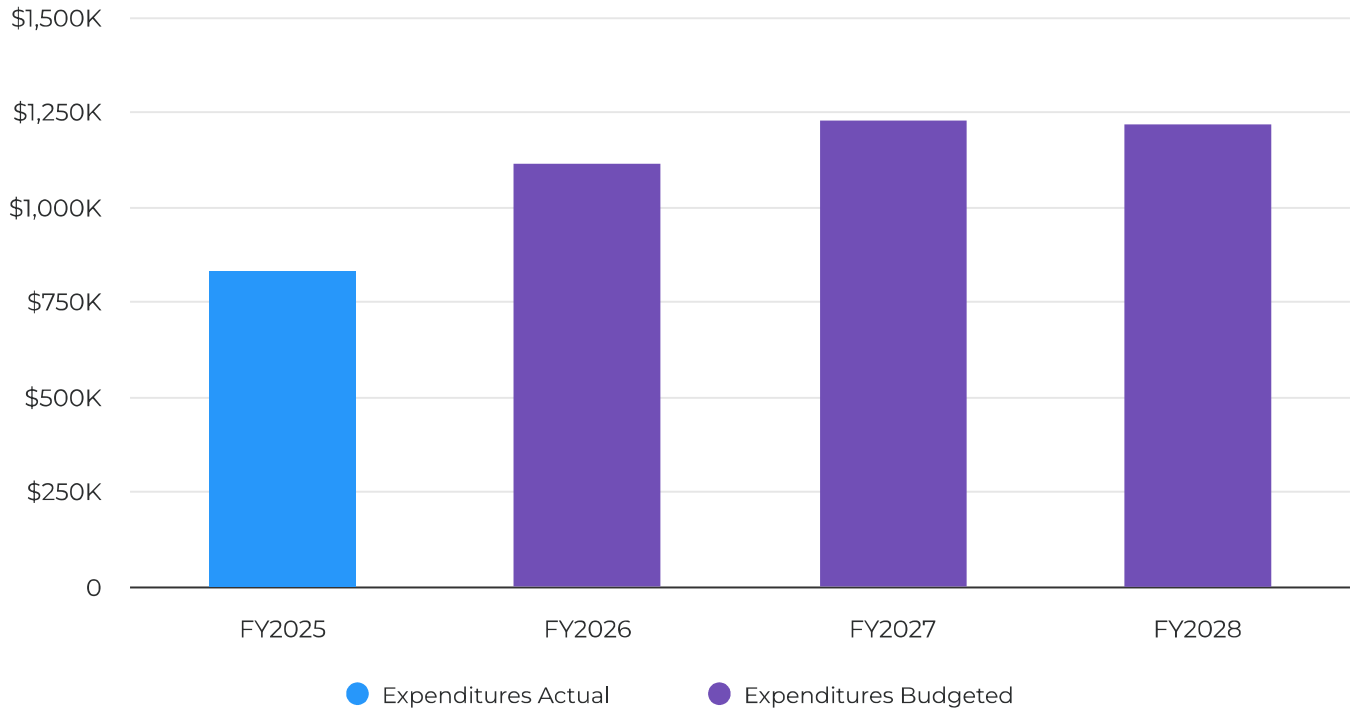
● Personnel Services	\$764,805	62.75%
● Maintenance and Operations	\$454,025	37.25%

Expenditures by Category

Category	Account ID	FY 2025 Actuals \$	FY 2026 Current Budget \$	FY 2026 Projected \$	2027 Proposed \$	2028 Proposed \$
Personnel Services						
Salaries & Wages - Full-time	100-91-5110	323,620	334,466	288,609	336,206	349,249
Part-time Salaries	100-91-5115	-	-	-	68,041	73,602
Overtime Salaries	100-91-5130	2,003	3,824	3,436	4,610	4,633
Car Allowance	100-91-5160	-	1,260	1,260	432	432
FICA Contributions	100-91-5220	24,218	25,683	21,036	26,493	27,456
Retirement Contributions	100-91-5230	203,213	203,692	200,838	219,409	224,965
Other Employee Benefits	100-91-5270	6,454	4,597	5,572	3,342	3,472
Defined Contribution	100-91-5271	-	6,050	6,050	1,827	1,906
Workers' Compensation	100-91-5272	9,395	8,653	8,653	7,541	7,835
Health Benefits	100-91-5273	44,213	52,067	45,726	66,665	66,665
Life Insurance Benefit	100-91-5276	2,015	577	577	2,208	2,208
Wellness Benefit	100-91-5280	750	344	344	281	281
Total Personnel Services		615,881	641,214	582,101	737,055	762,703
Maintenance and Operations						
Dues & Memberships	100-91-5310	1,308	1,660	1,660	1,660	1,660
Travel & Training	100-91-5320	3,564	7,300	3,500	5,500	5,500
Meetings	100-91-5330	921	3,000	3,000	3,000	3,000
Books & Periodicals	100-91-5340	272	650	650	650	650
Contract Services - General	100-91-5400	147,197	325,000	305,000	355,000	330,000
Legal Services	100-91-5410	24,751	20,000	30,000	25,000	25,000
Engineering Services	100-91-5423	-	50,000	28,000	50,000	50,000
Telephone	100-91-5511	9,098	13,000	2,188	2,151	2,215
Fleet Provision Charge	100-91-5590	18,281	20,470	20,470	12,158	14,500
Comm Inter-Dept Charge	100-91-5595	5,509	27,858	22,695	23,095	13,500
Media Services	100-91-5630	953	2,000	2,000	2,000	2,000
General Supplies	100-91-5740	5,439	4,000	4,000	4,000	4,000
Gasoline, Oil, & Tires	100-91-5750	586	-	-	-	-
Total Maintenance and Operations		217,879	474,938	423,163	484,213	452,025
Total Expenditures		833,760	1,116,152	1,005,264	1,221,268	1,214,727



Expenditures Across Division

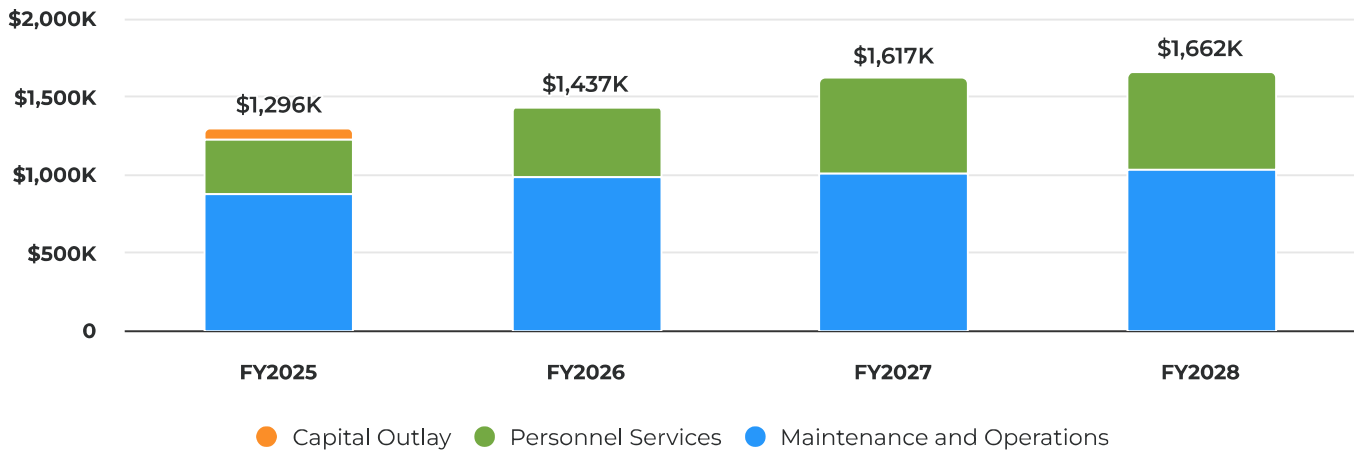


Facility Maintenance Financial

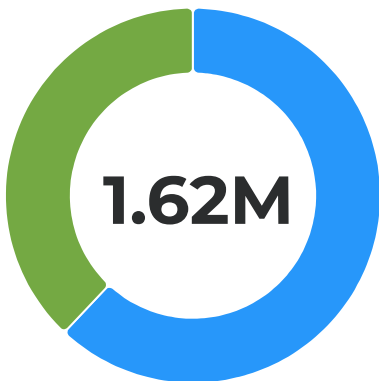
Expenditures by Division

Category	FY 2025 Actuals \$	FY 2026 Current Budget \$	FY 2026 Projected \$	2027 Proposed \$	2028 Proposed \$
Building Maintenance	1,295,642	1,436,734	1,384,219	1,613,795	1,659,182
Total Expenditures	1,295,642	1,436,734	1,384,219	1,613,795	1,659,182

Expenditures by Category

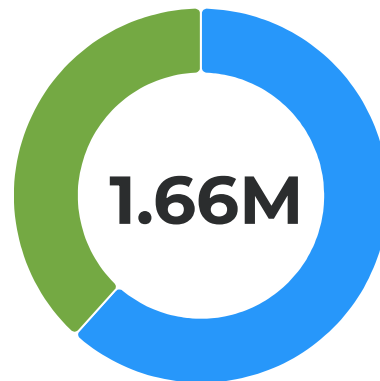


FY27 Expenditures by Category



● Maintenance and Operations	\$1,002,432	62.01%
● Personnel Services	\$614,125	37.99%

FY28 Expenditures by Category



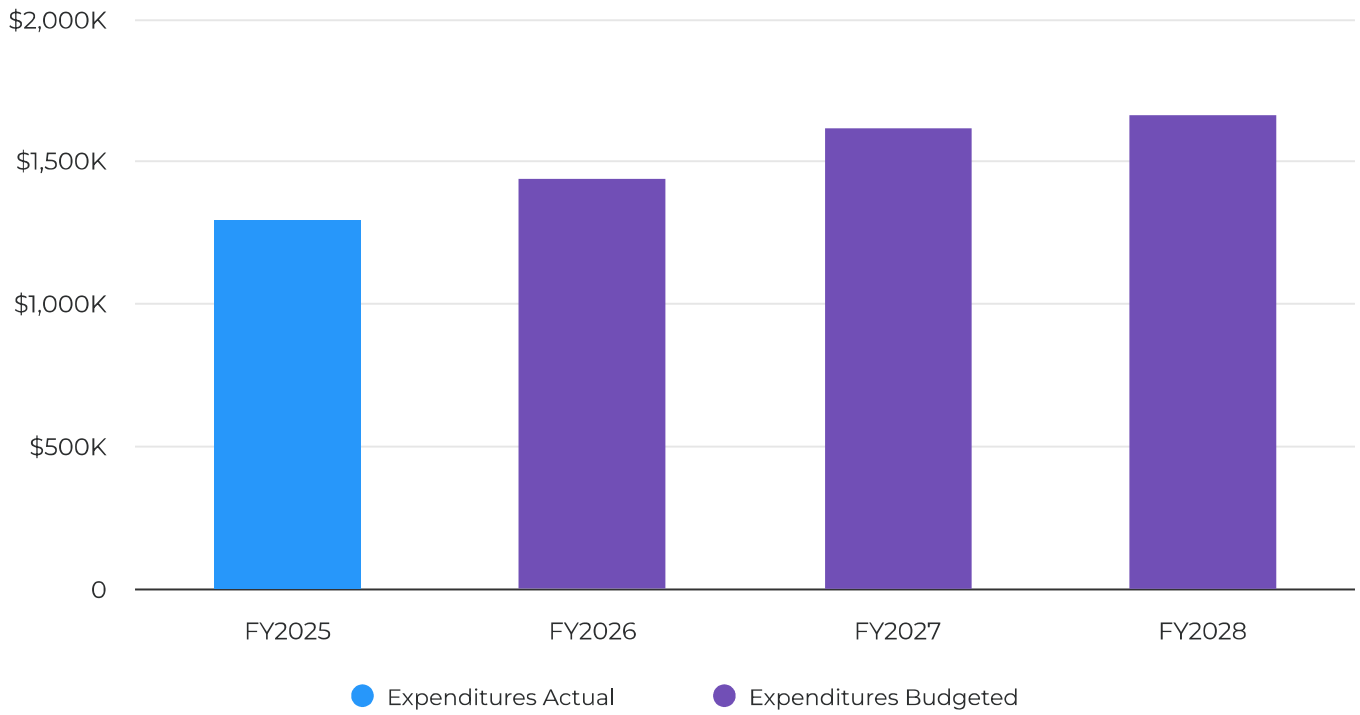
● Maintenance and Operations	\$1,025,332	61.69%
● Personnel Services	\$636,612	38.31%

Expenditures by Category

Category	Account ID	FY 2025 Actuals \$	FY 2026 Current Budget \$	FY 2026 Projected \$	2027 Proposed \$	2028 Proposed \$
Personnel Services						
Salaries & Wages - Full-time	100-92-5110	242,989	238,337	211,520	343,989	361,334
Overtime Salaries	100-92-5130	10,260	17,712	10,718	24,263	24,460
Car Allowance	100-92-5160	-	360	360	432	432
FICA Contributions	100-92-5220	19,220	18,260	16,827	25,559	26,772
Retirement Contributions	100-92-5230	18,893	110,164	107,257	105,871	108,984
Other Employee Benefits	100-92-5270	3,690	3,365	3,232	3,331	3,505
Defined Contribution	100-92-5271	-	2,454	2,454	1,000	1,054
Workers' Compensation	100-92-5272	8,257	7,605	7,605	7,729	8,120
Health Benefits	100-92-5273	51,108	50,225	42,514	96,342	96,342
Life Insurance Benefit	100-92-5276	765	349	349	2,705	2,705
Wellness Benefit	100-92-5280	-	136	136	143	143
Total Personnel Services		355,182	448,968	402,972	611,362	633,850
Maintenance and Operations						
Dues & Memberships	100-92-5310	1,034	1,405	1,405	1,405	1,405
Travel & Training	100-92-5320	3,515	5,000	5,000	5,000	5,000
Meetings	100-92-5330	419	500	500	500	500
Books & Periodicals	100-92-5340	-	100	100	-	-
Contract Services - General	100-92-5400	81,157	170,500	157,168	141,200	141,200
Telephone/Data	100-92-5511	5,215	5,160	11,448	11,791	12,145
Utility Services	100-92-5512	559,674	480,000	466,025	484,255	498,434
Building Maintenance	100-92-5520	-	10,000	10,000	10,000	10,000
Cleaning Services	100-92-5521	149,685	249,656	249,656	273,836	282,051
Repair & Maintenance Services	100-92-5560	797	-	-	-	-
Uniforms	100-92-5730	3,443	2,400	2,400	3,340	3,340
General Supplies	100-92-5740	62,109	47,000	63,000	63,000	63,000
Tools	100-92-5742	469	2,000	500	2,000	2,000
Gasoline, Oil, & Tires	100-92-5750	4,050	3,371	3,371	6,105	6,257
Total Maintenance and Operations		871,567	977,092	970,573	1,002,432	1,025,332
Capital Outlay						
Furniture and Fixtures	100-92-5830	68,894	10,675	10,675	-	-
Total Capital Outlay		68,894	10,675	10,675	-	-
Total Expenditures		1,295,642	1,436,734	1,384,219	1,613,795	1,659,182



Expenditures Across Division

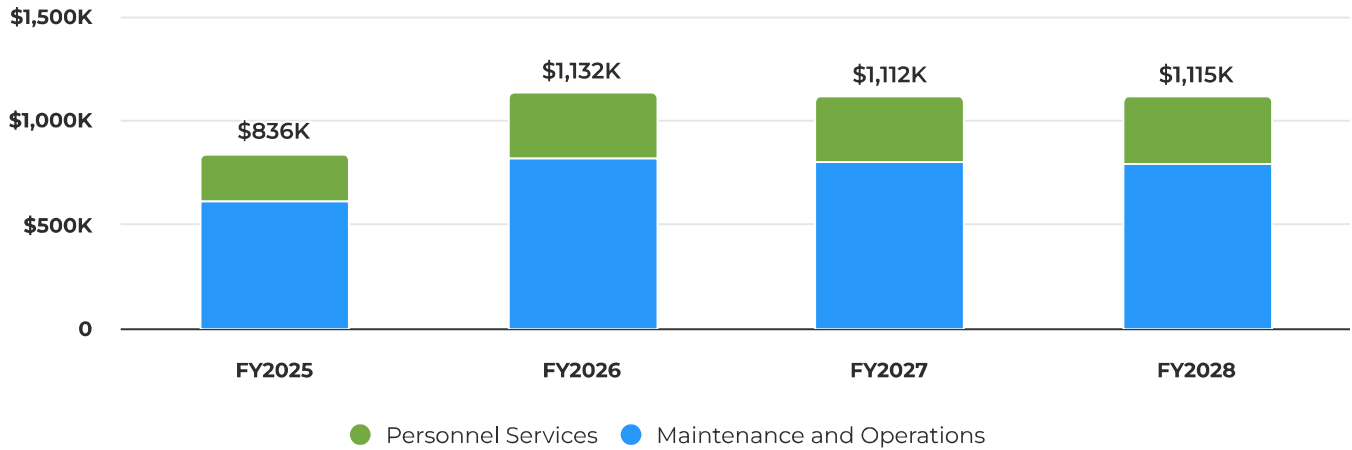


Environmental Programs Financial

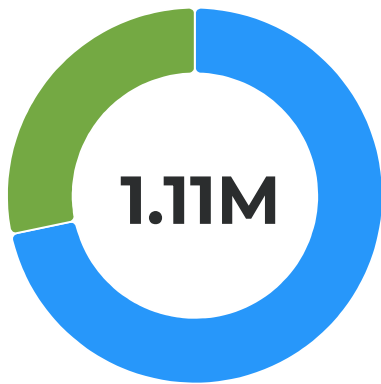
Expenditures by Division

Category	FY 2025 Actuals \$	FY 2026 Current Budget \$	FY 2026 Projected \$	2027 Proposed \$	2028 Proposed \$
Environmental Programs	836,075	1,131,572	1,032,853	1,110,754	1,114,306
Total Expenditures	836,075	1,131,572	1,032,853	1,110,754	1,114,306

Expenditures by Category

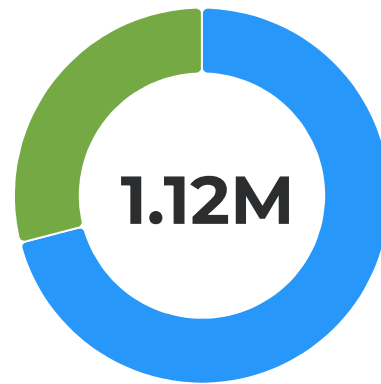


FY27 Expenditures by Category



● Maintenance and Operations **\$797,206** 71.70%
● Personnel Services **\$314,709** 28.30%

FY28 Expenditures by Category



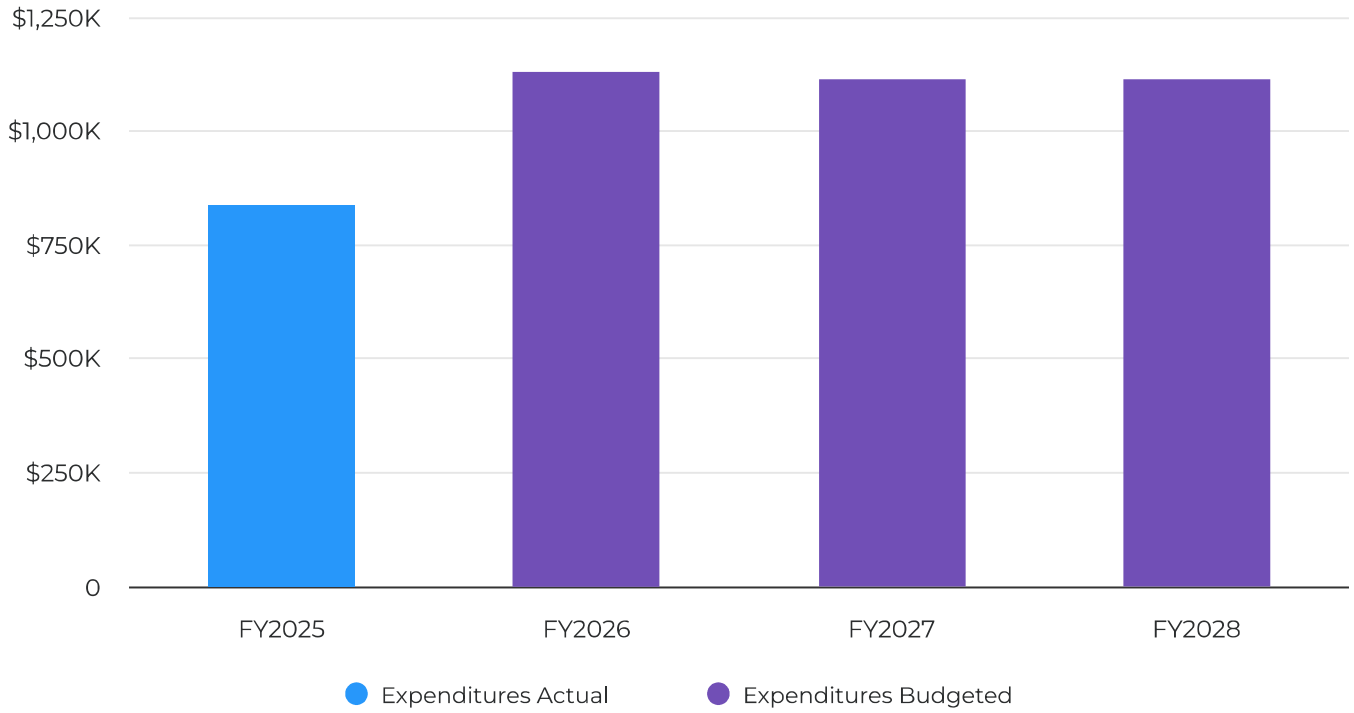
● Maintenance and Operations **\$791,412** 70.95%
● Personnel Services **\$324,055** 29.05%

Expenditures by Category

Category	Account ID	FY 2025 Actuals \$	FY 2026 Current Budget \$	FY 2026 Projected \$	2027 Proposed \$	2028 Proposed \$
Personnel Services						
Salaries & Wages - Full-time	100-93-5110	168,741	225,411	208,222	221,909	229,838
Overtime Salaries	100-93-5130	926	1,000	6,158	4,561	4,668
Car Allowance	100-93-5160	39	432	69	504	504
FICA Contributions	100-93-5220	12,803	17,277	16,088	16,723	17,200
Retirement Contributions	100-93-5230	14,791	19,237	17,757	18,308	18,808
Other Employee Benefits	100-93-5270	1,610	3,174	2,000	2,200	2,279
Defined Contribution	100-93-5271	81	4,162	-	1,761	1,838
Workers' Compensation	100-93-5272	3,375	3,109	3,109	4,965	5,143
Health Benefits	100-93-5273	21,506	38,718	32,325	40,835	40,835
Life Insurance Benefit	100-93-5276	-	481	481	1,511	1,511
Wellness Benefit	100-93-5280	-	258	258	270	270
Total Personnel Services		223,871	313,258	286,465	313,548	322,894
Maintenance and Operations						
Dues & Memberships	100-93-5310	15,000	15,225	15,225	15,225	15,225
Travel & Training	100-93-5320	-	2,850	2,500	2,500	2,500
Books & Periodicals	100-93-5340	-	250	250	-	-
Contract Services - General	100-93-5400	145,149	261,900	255,580	269,698	259,879
Legal Services	100-93-5410	690	18,000	1,000	5,000	5,000
TMDL Watershed Professional Se	100-93-5425	130,655	161,439	144,033	161,833	161,833
Street Sweeping Services	100-93-5525	313,431	345,000	314,850	330,000	334,025
Media Services	100-93-5630	-	700	-	-	-
Public Education	100-93-5633	-	5,150	5,150	5,150	5,150
NPDES Fee	100-93-5691	7,279	7,500	7,500	7,500	7,500
General Supplies	100-93-5740	-	300	300	300	300
Total Maintenance and Operations		612,204	818,314	746,388	797,206	791,412
Total Expenditures		836,075	1,131,572	1,032,853	1,110,754	1,114,306



Expenditures Across Division

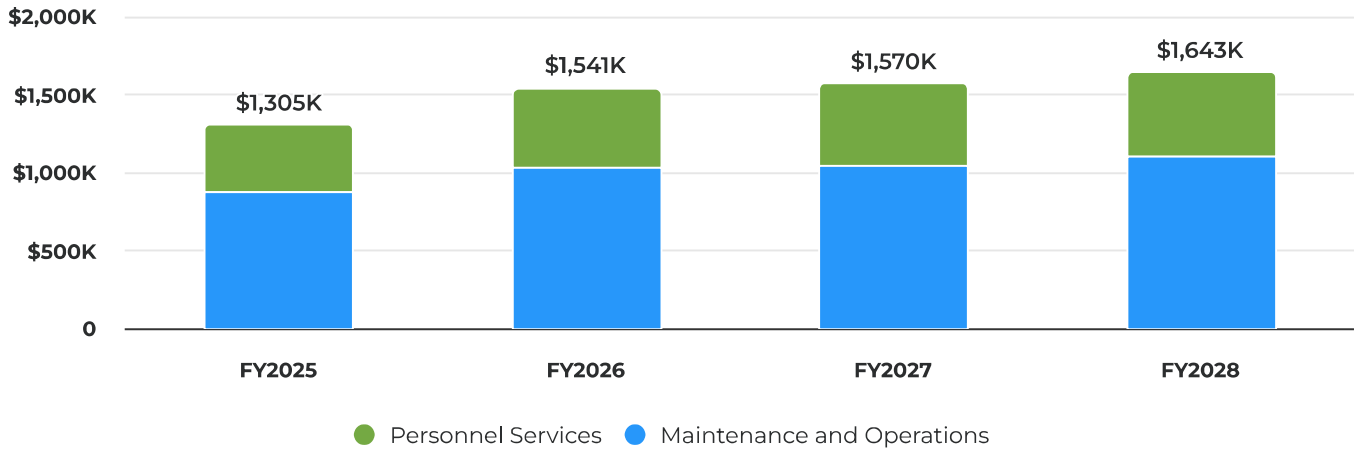


Grounds Maintenance Financial

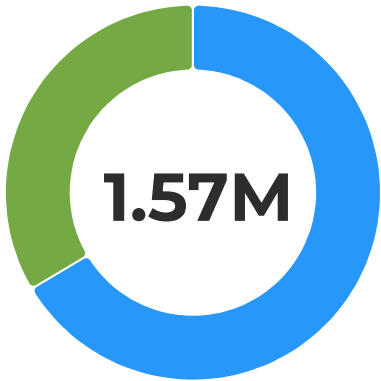
Expenditures by Division

Category	FY 2025 Actuals \$	FY 2026 Current Budget \$	FY 2026 Projected \$	2027 Proposed \$	2028 Proposed \$
Grounds Maintenance	1,304,650	1,540,735	1,386,496	1,567,446	1,640,760
Total Expenditures	1,304,650	1,540,735	1,386,496	1,567,446	1,640,760

Expenditures by Category

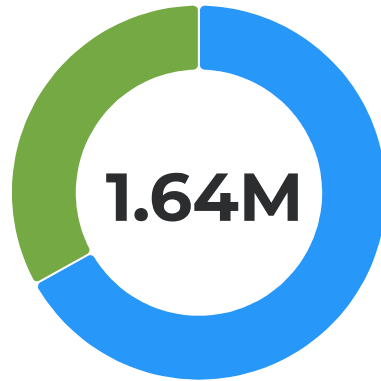


FY27 Expenditures by Category



● Maintenance and Operations **\$1,042,991** 66.44%
● Personnel Services **\$526,900** 33.56%

FY28 Expenditures by Category



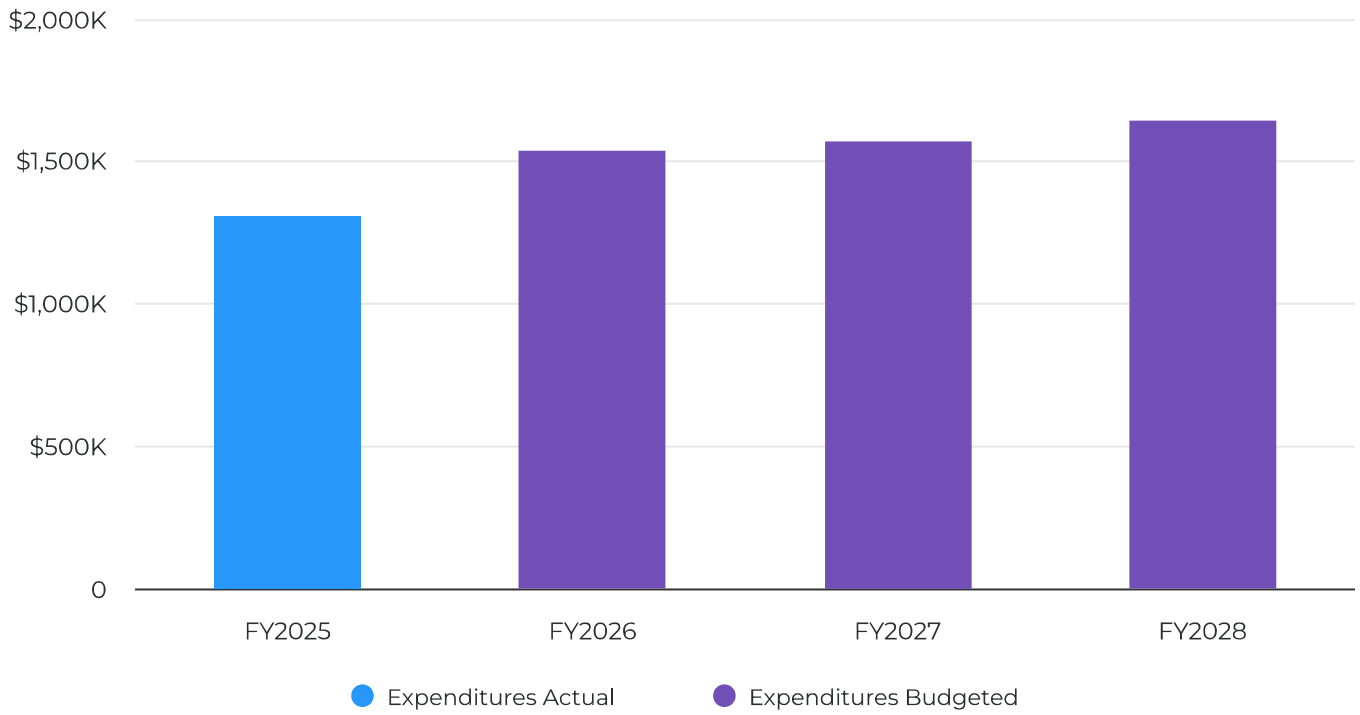
● Maintenance and Operations **\$1,099,169** 66.89%
● Personnel Services **\$544,036** 33.11%

Expenditures by Category

Category	Account ID	FY 2025 Actuals \$	FY 2026 Current Budget \$	FY 2026 Projected \$	2027 Proposed \$	2028 Proposed \$
Personnel Services						
Salaries & Wages - Full-time	100-94-5110	292,650	340,148	291,032	340,959	355,124
Overtime Salaries	100-94-5130	11,926	14,021	14,442	24,426	24,738
Car Allowance	100-94-5160	-	360	360	432	432
FICA Contributions	100-94-5220	23,222	26,049	23,220	25,359	26,327
Retirement Contributions	100-94-5230	23,057	28,085	23,194	28,685	29,862
Other Employee Benefits	100-94-5270	2,742	4,871	2,797	3,308	3,449
Defined Contribution	100-94-5271	-	2,879	2,879	1,033	1,088
Workers' Compensation	100-94-5272	7,798	7,183	7,183	7,641	7,959
Health Benefits	100-94-5273	72,085	80,640	68,506	89,919	89,919
Life Insurance Benefit	100-94-5276	-	495	495	2,549	2,549
Wellness Benefit	100-94-5280	-	170	170	145	145
Total Personnel Services		433,481	504,901	434,279	524,455	541,592
Maintenance and Operations						
Dues & Memberships	100-94-5310	160	600	600	600	600
Travel & Training	100-94-5320	371	4,700	1,000	2,000	2,000
Meetings	100-94-5330	363	500	500	500	500
Books & Periodicals	100-94-5340	-	100	100	-	-
Contract Services - General	100-94-5400	42,744	86,700	30,900	53,000	46,000
Telephone/Data	100-94-5511	854	1,704	940	960	996
Utility Services	100-94-5512	254,616	288,425	282,000	308,450	347,460
Lawn Care Services	100-94-5530	534,135	579,428	579,000	626,000	650,000
Arborist Services	100-94-5531	2,957	18,000	18,000	-	-
Uniforms	100-94-5730	2,217	1,500	2,000	1,280	1,332
General Supplies	100-94-5740	29,888	47,000	30,000	45,000	45,000
Tools	100-94-5742	-	2,000	2,000	2,000	2,000
Gasoline, Oil, & Tires	100-94-5750	2,864	5,177	5,177	3,201	3,281
Total Maintenance and Operations		871,169	1,035,834	952,217	1,042,991	1,099,169
Total Expenditures		1,304,650	1,540,735	1,386,496	1,567,446	1,640,760



Expenditures Across Division

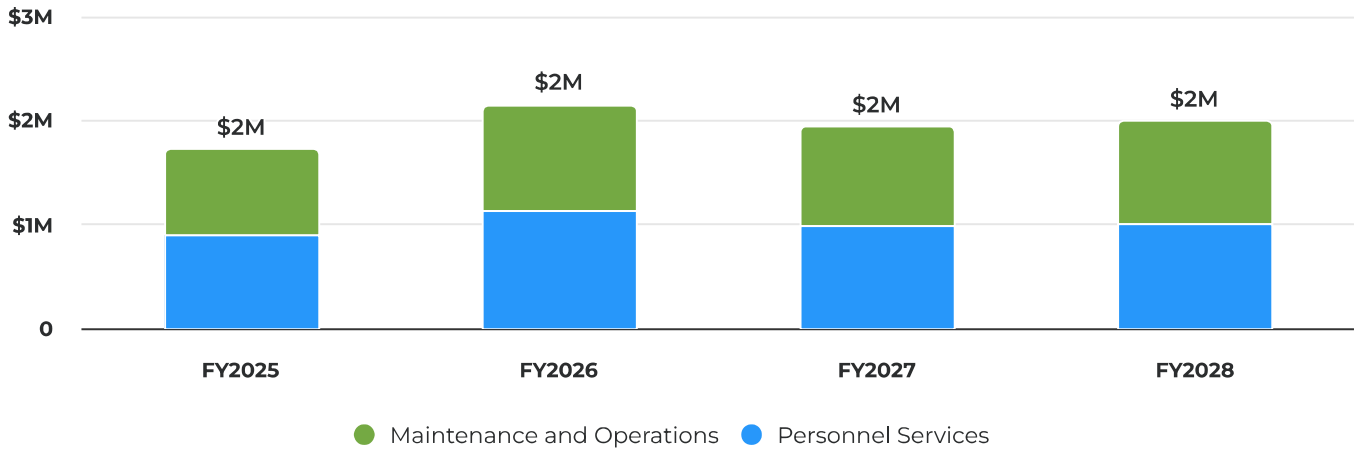


Street Maintenance Financial

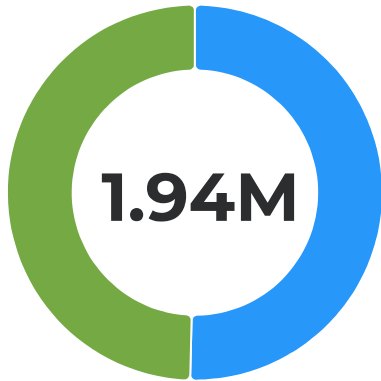
Expenditures by Division

Category	FY 2025 Actuals \$	FY 2026 Current Budget \$	FY 2026 Projected \$	2027 Proposed \$	2028 Proposed \$
Street & Graffiti Maint.	1,719,187	2,145,729	2,005,647	1,932,898	1,986,993
Total Expenditures	1,719,187	2,145,729	2,005,647	1,932,898	1,986,993

Expenditures by Category

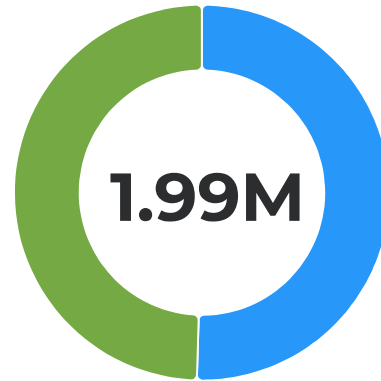


FY27 Expenditures by Category



● Personnel Services	\$976,478	50.41%
● Maintenance and Operations	\$960,564	49.59%

FY28 Expenditures by Category



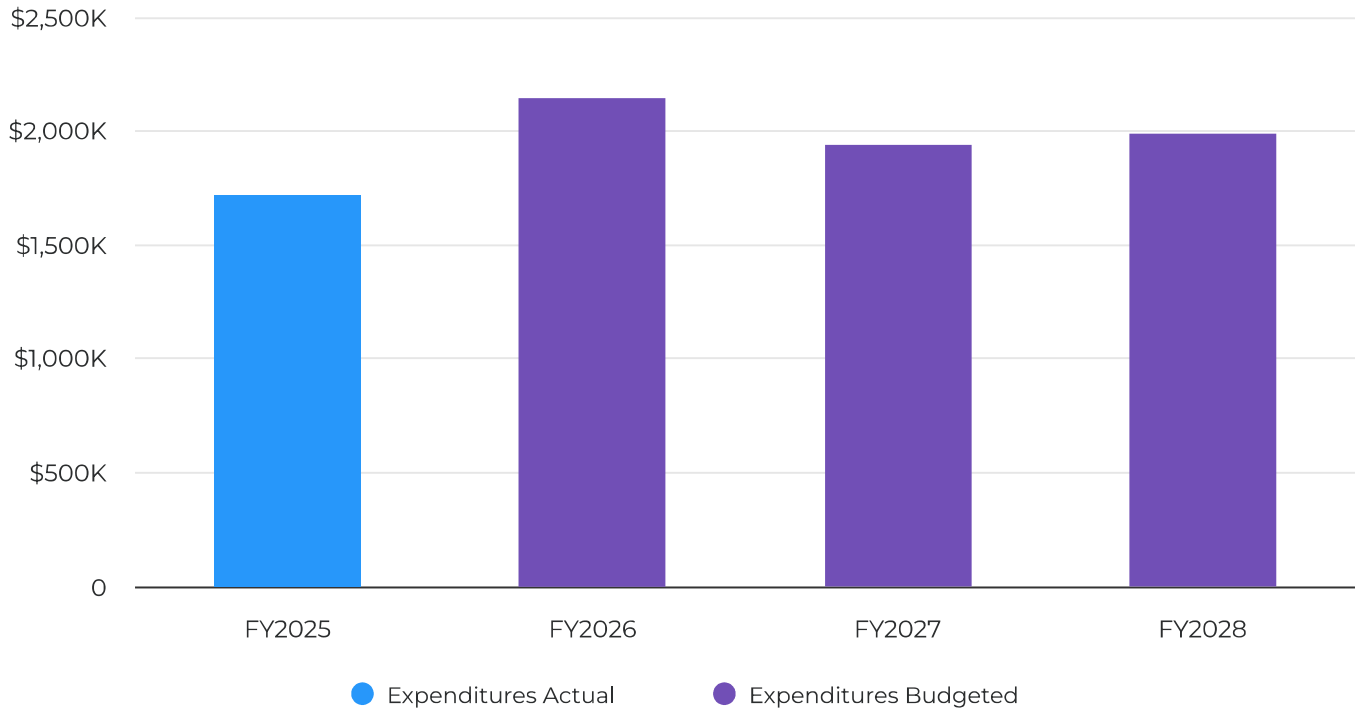
● Personnel Services	\$1,004,142	50.43%
● Maintenance and Operations	\$986,995	49.57%

Expenditures by Category

Category	Account ID	FY 2025 Actuals \$	FY 2026 Current Budget \$	FY 2026 Projected \$	2027 Proposed \$	2028 Proposed \$
Personnel Services						
Salaries & Wages - Full-time	100-95-5110	503,036	645,570	592,389	537,895	558,391
Part-time Salaries	100-95-5115	-	5,430	5,430	5,430	5,430
Overtime Salaries	100-95-5130	27,395	31,123	27,490	54,241	54,934
Car Allowance	100-95-5160	-	360	360	432	432
FICA Contributions	100-95-5220	40,521	49,259	46,455	39,442	40,875
Retirement Contributions	100-95-5230	185,410	191,871	187,313	164,757	169,074
Other Employee Benefits	100-95-5270	7,731	9,246	8,515	5,138	5,340
Defined Contribution	100-95-5271	-	3,193	3,193	1,265	1,327
Workers' Compensation	100-95-5272	12,017	11,068	11,068	12,043	12,503
Health Benefits	100-95-5273	117,043	173,136	145,045	147,418	147,418
Dental Benefit	100-95-5274	-	-	-	-	-
Life Insurance Benefit	100-95-5276	837	824	824	4,098	4,098
Wellness Benefit	100-95-5280	-	188	187	175	175
Total Personnel Services		893,989	1,121,269	1,028,269	972,334	999,998
Maintenance and Operations						
Dues & Memberships	100-95-5310	1,286	2,340	1,500	1,500	1,500
Travel & Training	100-95-5320	5,703	28,200	9,000	19,200	19,200
Meetings	100-95-5330	387	800	800	800	800
Books & Periodicals	100-95-5340	-	600	600	-	-
Contract Services - General	100-95-5400	50,433	93,000	76,500	77,015	77,025
Electricity	100-95-5510	211,746	216,100	217,500	-	-
Telephone/Data	100-95-5511	3,187	4,000	2,788	2,820	2,904
Utility Services	100-95-5512	33,467	30,000	22,250	253,000	253,000
Arborist Services	100-95-5531	100,463	209,645	209,645	219,127	225,101
Vehicle Maintenance	100-95-5540	-	100	100	100	100
Rental/Lease of Equipment	100-95-5552	-	1,500	6,500	6,500	6,500
Street Maintenance	100-95-5581	23,322	77,000	50,000	55,000	55,000
Public Right of Way Maintenance	100-95-5582	101,946	73,000	75,000	75,000	75,000
Fleet Provision Charge	100-95-5590	162,884	182,387	182,387	108,324	129,190
Special Dept Supplies- Graffiti	100-95-5721	5,207	24,000	20,000	20,000	20,000
Uniforms	100-95-5730	8,622	6,300	7,320	8,800	7,500
General Supplies	100-95-5740	98,097	60,000	80,000	80,000	80,000
Tools	100-95-5742	400	1,500	1,500	1,500	1,500
Gasoline, Oil, & Tires	100-95-5750	18,046	13,988	13,988	31,878	32,675
Total Maintenance and Operations		825,197	1,024,460	977,378	960,564	986,995
Total Expenditures		1,719,187	2,145,729	2,005,647	1,932,898	1,986,993



Expenditures Across Division



Special Revenue Funds

Revenues by Fund

Category	FY 2025 Actuals \$	FY 2026 Current Budget \$	FY 2026 Projected \$	2027 Proposed \$	2028 Proposed \$
HCDA Grant	158,150	71,001	10,650	221,208	10,000
Transportation	351,301	321,190	321,190	324,132	327,123
Proposition C	285,525	260,996	260,996	263,437	265,918
Park Development Fund	36,939	482,869	2,626	482,869	2,626
Housing Impact	39,884	18,279	18,279	18,279	18,279
Housing Authority Special Revenue Fund	788,485	716,480	751,810	787,656	176,480
Civic Center Phase II	-	-	-	-	-
Special Gas Tax	389,318	368,362	368,362	380,285	379,650
Air Quality Improvement	18,892	15,467	15,467	15,467	15,467
Traffic Impact	49,154	230,405	3,282	230,405	230,405
Pipeline Removal	119,828	53,668	53,668	53,668	53,668
Measure R	195,953	186,360	186,360	188,191	190,052
Measure M	246,438	221,255	221,255	223,330	225,439
RMRA (SBI)	361,770	312,273	312,273	333,695	333,695
Measure W	294,595	290,059	290,059	1,351,309	2,119,654
Capital Grants Fund	291,158	3,844,998	918,550	8,097,545	8,831,058
Planning Grants	-	310,451	-	-	-
Measure A	220,000	-	-	225,000	-
Lighting and Landscape	106,734	106,564	106,564	108,695	110,869
Public Safety Grants	45,577	-	-	-	-
Asset Seizure Fund-Federal	4,417	-	-	-	-
OTS Grant	70,770	100,000	100,000	100,000	100,000
Suppl Law Enforce	194,663	186,159	186,159	180,000	185,400
California Arts Council Grant	881,604	-	1,546,658	3,636,896	-
Water Development Fund	53,867	1,316,795	24,897	1,316,795	24,897
Total Revenues	5,205,024	9,413,631	5,699,105	18,538,862	13,600,679



Expenditures by Fund

Category	FY 2025 Actuals \$	FY 2026 Current Budget \$	FY 2026 Projected \$	2027 Proposed \$	2028 Proposed \$
HCDA Grant	151,190	77,961	17,610	211,208	-
Transportation	358,157	441,177	389,257	430,213	435,355
Proposition C	299,940	435,000	22,000	345,000	655,000
Park Development Fund	511,272	280,000	50,000	130,000	-
Housing Authority Special Revenue Fund	9,894	19,500	13,733	19,973	12,500
Special Gas Tax	-	250,000	250,000	1,050,000	1,050,000
Air Quality Improvement	50,000	57,543	56,000	-	-
Traffic Impact	108,174	611,452	77,921	721,452	300,000
Pipeline Removal	37,954	72,871	72,871	-	-
STP-L Exchange (MTA Fed Alloc to Local Street)	141,451	28,024	28,024	-	-
Measure R	221,527	235,100	80,706	350,000	150,000
Measure M	309,512	420,000	-	650,000	170,000
RMRA (SBI)	30,595	430,000	379,848	530,000	750,000
Measure W	381,602	334,000	234,000	1,341,250	2,109,595
Capital Grants Fund	149,158	2,910,373	918,550	8,097,545	8,831,058
Planning Grants	-	310,451	-	-	-
Measure A	220,000	-	-	225,000	-
Lighting and Landscape	81,754	115,036	108,736	119,760	123,712
OTS Grant	70,770	100,000	100,000	100,000	100,000
Suppl Law Enforce	194,663	186,159	186,159	180,000	185,400
California Arts Council Grant	349,025	5,183,555	1,546,658	3,636,896	-
Total Expenditures	3,676,639	12,498,202	4,532,073	18,138,297	14,872,620



CDBG Fund

Revenues by Fund

Category	Account ID	FY 2025 Actuals \$	FY 2026 Current Budget \$	FY 2026 Projected \$	2027 Proposed \$	2028 Proposed \$
HCDA Grant		158,150	71,001	10,650	221,208	10,000
Grants: CDBG	201-11-4310	158,150	71,001	10,650	221,208	10,000
Total Revenues		158,150	71,001	10,650	221,208	10,000

Expenditures by Fund

Category	Account ID	FY 2025 Actuals \$	FY 2026 Current Budget \$	FY 2026 Projected \$	2027 Proposed \$	2028 Proposed \$
HCDA Grant		151,190	77,961	17,610	211,208	-
Food Distribution Costs	201-40-5723	11,212	10,650	10,650	-	-
Transfer to General Fund	201-99-7900	-	6,960	6,960	-	-
Transfer to Capital Projects	201-99-7939	139,978	60,351	-	211,208	-
Total Expenditures		151,190	77,961	17,610	211,208	-



Prop A Fund

Revenues by Fund

Category	Account ID	FY 2025 Actuals \$	FY 2026 Current Budget \$	FY 2026 Projected \$	2027 Proposed \$	2028 Proposed \$
Transportation		351,301	321,190	321,190	324,132	327,123
Interest Income	202-00-4700	51,333	25,058	25,058	25,058	25,058
Public Transportation Tax Reve	202-31-4160	299,935	296,132	296,132	299,074	302,065
Passenger Fare Revenue-Prop A	202-81-4476	33	-	-	-	-
Total Revenues		351,301	321,190	321,190	324,132	327,123

Expenditures by Fund

Category	Account ID	FY 2025 Actuals \$	FY 2026 Current Budget \$	FY 2026 Projected \$	2027 Proposed \$	2028 Proposed \$
Transportation		358,157	441,177	389,257	430,213	435,355
Salaries & Wages - Full-time	202-40-5110	24,551	61,465	46,876	81,290	84,613
Overtime Salaries	202-40-5130	757	200	1,256	589	601
Car Allowance	202-40-5160	13	-	-	-	-
FICA Contributions	202-40-5220	1,872	4,702	2,938	6,162	6,415
Retirement Contributions	202-40-5230	2,776	5,603	3,501	7,356	7,646
Other Employee Benefits	202-40-5270	239	902	372	804	838
Defined Contribution	202-40-5271	26	375	-	550	566
Workers' Compensation	202-40-5272	-	-	-	1,834	1,909
Health Benefits	202-40-5273	5,540	14,883	10,534	23,385	23,385
Life Insurance Benefit	202-40-5276	-	84	84	668	668
Wellness Benefit	202-40-5280	-	21	21	34	34
Dues & Memberships	202-40-5310	10,000	10,000	10,000	10,000	10,000
Contract Services - General	202-40-5400	137,727	120,108	120,840	91,956	93,096
Recreational Transit	202-40-5670	65,549	85,000	60,000	70,000	70,000
Bus Fare Subsidy	202-40-5671	144	250	250	1,000	1,000
Dial-A-Lift	202-40-5672	7,639	9,627	9,627	9,627	9,627
Fixed Route Subsidy	202-40-5673	87,840	112,957	112,957	112,957	112,957
Dial-A-Taxi	202-40-5674	13,484	15,000	10,000	12,000	12,000
Total Expenditures		358,157	441,177	389,257	430,213	435,355



Prop C Fund

Revenues by Fund

Category	Account ID	FY 2025 Actuals \$	FY 2026 Current Budget \$	FY 2026 Projected \$	2027 Proposed \$	2028 Proposed \$
Proposition C		285,525	260,996	260,996	263,437	265,918
Interest Income	203-00-4700	36,737	15,363	15,363	15,363	15,363
County Public Transportation T	203-31-4161	248,788	245,633	245,633	248,074	250,555
Total Revenues		285,525	260,996	260,996	263,437	265,918

Expenditures by Fund

Category	Account ID	FY 2025 Actuals \$	FY 2026 Current Budget \$	FY 2026 Projected \$	2027 Proposed \$	2028 Proposed \$
Proposition C		299,940	435,000	22,000	345,000	655,000
Transfer to General Fund	203-99-7900	5,000	5,000	5,000	5,000	5,000
Transfer to Capital Projects	203-99-7939	294,940	430,000	17,000	340,000	650,000
Total Expenditures		299,940	435,000	22,000	345,000	655,000



Park Development Impact Fee Fund

Revenues by Fund

Category	Account ID	FY 2025 Actuals \$	FY 2026 Current Budget \$	FY 2026 Projected \$	2027 Proposed \$	2028 Proposed \$
Park Development Fund		36,939	482,869	2,626	482,869	2,626
Park Development Fee	204-00-4500	-	480,243	-	480,243	-
Interest Income	204-00-4700	36,939	2,626	2,626	2,626	2,626
Total Revenues		36,939	482,869	2,626	482,869	2,626

Expenditures by Fund

Category	Account ID	FY 2025 Actuals \$	FY 2026 Current Budget \$	FY 2026 Projected \$	2027 Proposed \$	2028 Proposed \$
Park Development Fund		511,272	280,000	50,000	130,000	-
Transfer to Capital Projects	204-99-7939	511,272	280,000	50,000	130,000	-
Total Expenditures		511,272	280,000	50,000	130,000	-



Housing Impact Fund

Revenues by Fund

Category	Account ID	FY 2025 Actuals \$	FY 2026 Current Budget \$	FY 2026 Projected \$	2027 Proposed \$	2028 Proposed \$
Housing Impact		39,884	18,279	18,279	18,279	18,279
Interest Income	221-00-4700	39,884	18,279	18,279	18,279	18,279
Total Revenues		39,884	18,279	18,279	18,279	18,279

Housing Authority Fund

Revenues by Fund

Category	Account ID	FY 2025 Actuals \$	FY 2026 Current Budget \$	FY 2026 Projected \$	2027 Proposed \$	2028 Proposed \$
Housing Authority Special Revenue Fund		788,485	716,480	751,810	787,656	176,480
Interest Income	223-00-4700	354,071	176,480	171,186	167,656	176,480
Rental Income	223-00-4800	19,953	-	40,624	-	-
Transfer from General Fund	223-00-6933	414,461	540,000	540,000	620,000	-
Total Revenues		788,485	716,480	751,810	787,656	176,480

Expenditures by Fund

Category	Account ID	FY 2025 Actuals \$	FY 2026 Current Budget \$	FY 2026 Projected \$	2027 Proposed \$	2028 Proposed \$
Housing Authority Special Revenue Fund		9,894	19,500	13,733	19,973	12,500
Dues & Memberships	223-40-5310	7,500	7,500	7,733	7,973	7,500
Contract Services - General	223-40-5400	2,394	12,000	5,000	10,000	5,000
Legal Services	223-40-5410	-	-	1,000	2,000	-
Total Expenditures		9,894	19,500	13,733	19,973	12,500

Gas Tax Fund

Revenues by Fund

Category	Account ID	FY 2025 Actuals \$	FY 2026 Current Budget \$	FY 2026 Projected \$	2027 Proposed \$	2028 Proposed \$
Special Gas Tax		389,318	368,362	368,362	380,285	379,650
Interest Income	230-00-4700	90,265	34,664	34,664	34,664	34,664
GAS TAX - 2103	230-33-4201	101,040	107,011	107,011	114,961	114,961
GAS TAX - 2105	230-33-4202	66,967	74,856	74,856	76,873	76,873
GAS TAX - 2107	230-33-4203	88,704	102,161	102,161	102,796	102,161
GAS TAX - 2107.5	230-33-4204	-	3,000	3,000	3,000	3,000
GAS TAX - 2106	230-33-4205	42,343	46,670	46,670	47,991	47,991
Total Revenues		389,318	368,362	368,362	380,285	379,650

Expenditures by Fund

Category	Account ID	FY 2025 Actuals \$	FY 2026 Current Budget \$	FY 2026 Projected \$	2027 Proposed \$	2028 Proposed \$
Special Gas Tax		-	250,000	250,000	1,050,000	1,050,000
Transfer to General Fund	230-99-7900	-	250,000	250,000	300,000	300,000
Transfer to Capital Projects	230-99-7939	-	-	-	750,000	750,000
Total Expenditures		-	250,000	250,000	1,050,000	1,050,000



AQMD Fund

Revenues by Fund

Category	Account ID	FY 2025 Actuals \$	FY 2026 Current Budget \$	FY 2026 Projected \$	2027 Proposed \$	2028 Proposed \$
Air Quality Improvement		18,892	15,467	15,467	15,467	15,467
Interest Income	232-00-4700	3,633	467	467	467	467
Grant Revenue-State	232-21-4340	15,259	15,000	15,000	15,000	15,000
Total Revenues		18,892	15,467	15,467	15,467	15,467

Expenditures by Fund

Category	Account ID	FY 2025 Actuals \$	FY 2026 Current Budget \$	FY 2026 Projected \$	2027 Proposed \$	2028 Proposed \$
Air Quality Improvement		50,000	57,543	56,000	-	-
Transfer to Internal Service Fund	232-99-7943	50,000	57,543	56,000	-	-
Total Expenditures		50,000	57,543	56,000	-	-



Traffic Development Impact Fee Fund

Revenues by Fund

Category	Account ID	FY 2025 Actuals \$	FY 2026 Current Budget \$	FY 2026 Projected \$	2027 Proposed \$	2028 Proposed \$
Traffic Impact		49,154	230,405	3,282	230,405	230,405
Traffic Impact Fees	233-00-4505	-	227,123	-	227,123	227,123
Interest Income	233-00-4700	49,154	3,282	3,282	3,282	3,282
Total Revenues		49,154	230,405	3,282	230,405	230,405

Expenditures by Fund

Category	Account ID	FY 2025 Actuals \$	FY 2026 Current Budget \$	FY 2026 Projected \$	2027 Proposed \$	2028 Proposed \$
Traffic Impact		108,174	611,452	77,921	721,452	300,000
Transfer to Capital Projects	233-99-7939	108,174	611,452	77,921	721,452	300,000
Total Expenditures		108,174	611,452	77,921	721,452	300,000



Pipeline Removal Fund

Revenues by Fund

Category	Account ID	FY 2025 Actuals \$	FY 2026 Current Budget \$	FY 2026 Projected \$	2027 Proposed \$	2028 Proposed \$
Pipeline Removal		119,828	53,668	53,668	53,668	53,668
Interest Income	234-00-4700	119,828	53,668	53,668	53,668	53,668
Total Revenues		119,828	53,668	53,668	53,668	53,668

Expenditures by Fund

Category	Account ID	FY 2025 Actuals \$	FY 2026 Current Budget \$	FY 2026 Projected \$	2027 Proposed \$	2028 Proposed \$
Pipeline Removal		37,954	72,871	72,871	-	-
Transfer to General Fund	234-99-7900	37,954	61,044	61,044	-	-
Transfer to Internal Service Fund	234-99-7943	-	11,827	11,827	-	-
Total Expenditures		37,954	72,871	72,871	-	-

MTA STPL Fund

Expenditures by Fund

Category	Account ID	FY 2025 Actuals \$	FY 2026 Current Budget \$	FY 2026 Projected \$	2027 Proposed \$	2028 Proposed \$
STP-L Exchange (MTA Fed Alloc to Local Street)		141,451	28,024	28,024	-	-
Transfer to Capital Projects	235-99-7939	141,451	28,024	28,024	-	-
Total Expenditures		141,451	28,024	28,024	-	-



Measure R Fund

Revenues by Fund

Category	Account ID	FY 2025 Actuals \$	FY 2026 Current Budget \$	FY 2026 Projected \$	2027 Proposed \$	2028 Proposed \$
Measure R		195,953	186,360	186,360	188,191	190,052
Interest Income	236-00-4700	9,396	2,135	2,135	2,135	2,135
Public Transportation Tax	236-31-4163	186,557	184,225	184,225	186,056	187,917
Total Revenues		195,953	186,360	186,360	188,191	190,052

Expenditures by Fund

Category	Account ID	FY 2025 Actuals \$	FY 2026 Current Budget \$	FY 2026 Projected \$	2027 Proposed \$	2028 Proposed \$
Measure R		221,527	235,100	80,706	350,000	150,000
Transfer to General Fund	236-99-7900	21,527	35,100	35,100	-	-
Transfer to Capital Projects	236-99-7939	200,000	200,000	45,606	350,000	150,000
Total Expenditures		221,527	235,100	80,706	350,000	150,000

Measure M Fund

Revenues by Fund

Category	Account ID	FY 2025 Actuals \$	FY 2026 Current Budget \$	FY 2026 Projected \$	2027 Proposed \$	2028 Proposed \$
Measure M		246,438	221,255	221,255	223,330	225,439
Interest Income	237-00-4700	35,076	12,467	12,467	12,467	12,467
Public Transportation Tax	237-33-4163	211,362	208,788	208,788	210,863	212,972
Total Revenues		246,438	221,255	221,255	223,330	225,439

Expenditures by Fund

Category	Account ID	FY 2025 Actuals \$	FY 2026 Current Budget \$	FY 2026 Projected \$	2027 Proposed \$	2028 Proposed \$
Measure M		309,512	420,000	-	650,000	170,000
Transfer to Capital Projects	237-99-7939	309,512	420,000	-	650,000	170,000
Total Expenditures		309,512	420,000	-	650,000	170,000



RMRA - SB1 Fund

Revenues by Fund

Category	Account ID	FY 2025 Actuals \$	FY 2026 Current Budget \$	FY 2026 Projected \$	2027 Proposed \$	2028 Proposed \$
RMRA (SB1)		361,770	312,273	312,273	333,695	333,695
Interest Income	238-00-4700	40,877	3,755	3,755	3,755	3,755
RMRA State Road Maint	238-33-4206	320,892	308,518	308,518	329,940	329,940
Total Revenues		361,770	312,273	312,273	333,695	333,695

Expenditures by Fund

Category	Account ID	FY 2025 Actuals \$	FY 2026 Current Budget \$	FY 2026 Projected \$	2027 Proposed \$	2028 Proposed \$
RMRA (SB1)		30,595	430,000	379,848	530,000	750,000
Transfer to Capital Projects	238-99-7939	30,595	430,000	379,848	530,000	750,000
Total Expenditures		30,595	430,000	379,848	530,000	750,000



Measure W Fund

Revenues by Fund

Category	Account ID	FY 2025 Actuals \$	FY 2026 Current Budget \$	FY 2026 Projected \$	2027 Proposed \$	2028 Proposed \$
Measure W		294,595	290,059	290,059	1,351,309	2,119,654
LA County Flood Control - Ad Valorem Tax	239-00-4111	271,815	280,000	280,000	1,341,250	2,109,595
Interest Income	239-00-4700	22,780	10,059	10,059	10,059	10,059
Total Revenues		294,595	290,059	290,059	1,351,309	2,119,654

Expenditures by Fund

Category	Account ID	FY 2025 Actuals \$	FY 2026 Current Budget \$	FY 2026 Projected \$	2027 Proposed \$	2028 Proposed \$
Measure W		381,602	334,000	234,000	1,341,250	2,109,595
Transfer to General Fund	239-99-7900	160,152	84,000	84,000	191,250	191,250
Transfer to Capital Projects	239-99-7939	221,450	250,000	150,000	1,150,000	1,918,345
Total Expenditures		381,602	334,000	234,000	1,341,250	2,109,595



CIP Grant Fund

Revenues by Fund

Category	Account ID	FY 2025 Actuals \$	FY 2026 Current Budget \$	FY 2026 Projected \$	2027 Proposed \$	2028 Proposed \$
Capital Grants Fund		291,158	3,844,998	918,550	8,097,545	8,831,058
Other Grants	240-31-4363	291,158	3,844,998	918,550	8,097,545	8,831,058
Total Revenues		291,158	3,844,998	918,550	8,097,545	8,831,058

Expenditures by Fund

Category	Account ID	FY 2025 Actuals \$	FY 2026 Current Budget \$	FY 2026 Projected \$	2027 Proposed \$	2028 Proposed \$
Capital Grants Fund		149,158	2,910,373	918,550	8,097,545	8,831,058
Transfer to General Fund	240-99-7900	16,313	-	-	-	-
Transfer to Capital Projects	240-99-7939	132,846	2,910,373	918,550	8,097,545	8,831,058
Total Expenditures		149,158	2,910,373	918,550	8,097,545	8,831,058



Planning Grant Fund

Revenues by Fund

Category	Account ID	FY 2025 Actuals \$	FY 2026 Current Budget \$	FY 2026 Projected \$	2027 Proposed \$	2028 Proposed \$
Planning Grants		-	310,451	-	-	-
Grant Revenue- PLHA	241-21-4342	-	310,451	-	-	-
Total Revenues		-	310,451	-	-	-

Expenditures by Fund

Category	Account ID	FY 2025 Actuals \$	FY 2026 Current Budget \$	FY 2026 Projected \$	2027 Proposed \$	2028 Proposed \$
Planning Grants		-	310,451	-	-	-
Transfer to General Fund	241-99-7900	-	310,451	-	-	-
Total Expenditures		-	310,451	-	-	-

Measure A Fund

Revenues by Fund

Category	Account ID	FY 2025 Actuals \$	FY 2026 Current Budget \$	FY 2026 Projected \$	2027 Proposed \$	2028 Proposed \$
Measure A		220,000	-	-	225,000	-
Los Angeles County - Ad Valorem Tax	242-00-4111	220,000	-	-	225,000	-
Total Revenues		220,000	-	-	225,000	-

Expenditures by Fund

Category	Account ID	FY 2025 Actuals \$	FY 2026 Current Budget \$	FY 2026 Projected \$	2027 Proposed \$	2028 Proposed \$
Measure A		220,000	-	-	225,000	-
Transfer to Capital Projects	242-99-7939	220,000	-	-	225,000	-
Total Expenditures		220,000	-	-	225,000	-

Lighting and Landscaping District Fund

Revenues by Fund

Category	Account ID	FY 2025 Actuals \$	FY 2026 Current Budget \$	FY 2026 Projected \$	2027 Proposed \$	2028 Proposed \$
Lighting and Landscape		106,734	106,564	106,564	108,695	110,869
Interest Income	260-00-4700	4,269	-	-	-	-
Lighting & Landscape Assessment	260-31-4159	102,466	106,564	106,564	108,695	110,869
Total Revenues		106,734	106,564	106,564	108,695	110,869

Expenditures by Fund

Category	Account ID	FY 2025 Actuals \$	FY 2026 Current Budget \$	FY 2026 Projected \$	2027 Proposed \$	2028 Proposed \$
Lighting and Landscape		81,754	115,036	108,736	119,760	123,712
Salaries & Wages - Full-time	260-40-5110	19,156	17,693	14,289	19,010	19,572
Overtime Salaries	260-40-5130	242	-	-	-	-
FICA Contributions	260-40-5220	1,505	1,354	1,094	1,398	1,440
Retirement Contributions	260-40-5230	1,518	356	1,021	1,594	1,623
Other Employee Benefits	260-40-5270	184	73	132	182	188
Defined Contribution	260-40-5271	-	250	250	250	250
Workers' Compensation	260-40-5272	-	-	-	419	432
Health Benefits	260-40-5273	3,155	3,273	2,878	3,718	3,718
Life Insurance Benefit	260-40-5276	-	30	30	120	120
Wellness Benefit	260-40-5280	-	13	13	13	13
Contract Services - General	260-40-5400	6,551	6,000	6,000	6,000	6,000
Utility Services	260-40-5512	15,094	16,000	13,000	15,055	17,246
Lawn Care Services	260-40-5530	30,050	34,995	35,030	37,000	38,110
Special Projects	260-40-5741	4,300	35,000	35,000	35,000	35,000
Total Expenditures		81,754	115,036	108,736	119,760	123,712



Public Safety Grant Fund

Revenues by Fund

Category	Account ID	FY 2025 Actuals \$	FY 2026 Current Budget \$	FY 2026 Projected \$	2027 Proposed \$	2028 Proposed \$
Public Safety Grants		45,577	-	-	-	-
SHSP Grant	270-33-4111	45,577	-	-	-	-
Total Revenues		45,577	-	-	-	-



State Police Grant Fund

Revenues by Fund

Category	Account ID	FY 2025 Actuals \$	FY 2026 Current Budget \$	FY 2026 Projected \$	2027 Proposed \$	2028 Proposed \$
OTS Grant		70,770	100,000	100,000	100,000	100,000
Grant Revenue-State	275-21-4341	70,770	100,000	100,000	100,000	100,000
Total Revenues		70,770	100,000	100,000	100,000	100,000

Expenditures by Fund

Category	Account ID	FY 2025 Actuals \$	FY 2026 Current Budget \$	FY 2026 Projected \$	2027 Proposed \$	2028 Proposed \$
OTS Grant		70,770	100,000	100,000	100,000	100,000
Overtime Salaries	275-40-5130	68,439	94,137	94,137	94,137	94,137
Travel & Training	275-40-5320	-	4,645	4,645	4,645	4,645
General Supplies	275-40-5740	2,331	1,218	1,218	1,218	1,218
Total Expenditures		70,770	100,000	100,000	100,000	100,000



SLESF Fund

Revenues by Fund

Category	Account ID	FY 2025 Actuals \$	FY 2026 Current Budget \$	FY 2026 Projected \$	2027 Proposed \$	2028 Proposed \$
Suppl Law Enforce		194,663	186,159	186,159	180,000	185,400
Grant Revenue-State SLESA	277-21-4341	194,663	186,159	186,159	180,000	185,400
Total Revenues		194,663	186,159	186,159	180,000	185,400

Expenditures by Fund

Category	Account ID	FY 2025 Actuals \$	FY 2026 Current Budget \$	FY 2026 Projected \$	2027 Proposed \$	2028 Proposed \$
Suppl Law Enforce		194,663	186,159	186,159	180,000	185,400
Salaries & Wages - Full-time	277-40-5110	89,392	55,742	-	-	-
Overtime Salaries	277-40-5130	22,237	109,282	186,159	180,000	185,400
FICA Contributions	277-40-5220	8,741	4,583	-	-	-
Retirement Contributions	277-40-5230	58,050	6,801	-	-	-
Other Employee Benefits	277-40-5270	1,052	764	-	-	-
Health Benefits	277-40-5273	15,135	8,944	-	-	-
Life Insurance Benefit	277-40-5276	-	44	-	-	-
Other Optional Benefit	277-40-5277	56	-	-	-	-
Total Expenditures		194,663	186,159	186,159	180,000	185,400



California Arts Council Grant

Revenues by Fund

Category	Account ID	FY 2025 Actuals \$	FY 2026 Current Budget \$	FY 2026 Projected \$	2027 Proposed \$	2028 Proposed \$
California Arts Council Grant		881,604	-	1,546,658	3,636,896	-
Interest Income	281-00-4700	532,579	-	-	-	-
Amphitheater Grant	281-11-4341	349,025	-	1,546,658	3,636,896	-
Total Revenues		881,604	-	1,546,658	3,636,896	-

Expenditures by Fund

Category	Account ID	FY 2025 Actuals \$	FY 2026 Current Budget \$	FY 2026 Projected \$	2027 Proposed \$	2028 Proposed \$
California Arts Council Grant		349,025	5,183,555	1,546,658	3,636,896	-
Transfer to Capital Projects	281-99-7939	349,025	5,183,555	1,546,658	3,636,896	-
Total Expenditures		349,025	5,183,555	1,546,658	3,636,896	-



Water Development Impact Fee Fund

Revenues by Fund

Category	Account ID	FY 2025 Actuals \$	FY 2026 Current Budget \$	FY 2026 Projected \$	2027 Proposed \$	2028 Proposed \$
Water Development Fund		53,867	1,316,795	24,897	1,316,795	24,897
Water Development Fees	550-00-4510	-	1,291,898	-	1,291,898	-
Interest Income	550-00-4700	53,867	24,897	24,897	24,897	24,897
Total Revenues		53,867	1,316,795	24,897	1,316,795	24,897

2026-28 OPERATING BUDGET

ENTERPRISE FUND

Water Enterprise Fund

Water Enterprise Fund (500) Description:

The Water Enterprise Fund provides water service to the City’s residents and businesses, including routine operation, maintenance, repairs and capital improvement projects related to the City’s three wells and approximately 50 miles of pipeline.

Program Description:

The Water division provides the City with potable water in quality and quantity for a healthy and comfortable lifestyle. Maintain existing water conveyance pipelines and provide timely response to emergency, staff, and resident requests. Provide water that is in compliance with Federal, State and County regulations, and to participate in ongoing activities to improve the way water is distributed City-wide that will improve and meet the expected needs for existing conditions and future growth.

Objectives:

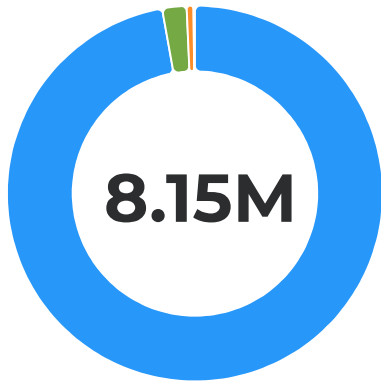
1. Test 33% of water valves annually.
2. Oversee the water utility.
3. Deliver water to approximately 3,150 customers.
4. Produce, distribute, operate, and maintain three wells, two treatment facilities, three reservoir facilities, and approximately 50 miles of pipeline.
5. Perform maintenance on fire hydrants annually.
6. Continue to operate the Well #9/Advanced Water Treatment plant.
7. Construct projects consistent with the Water Capital Improvement Program.
8. Complete and/or oversee water service installations to new developments upon request/receipt of deposit.
9. Provide timely response to customer service matters.
10. Provide safety training and cross training to employees to improve the overall efficiency of the operation.
11. Support staff efforts to obtain ongoing education and secure higher-level State operator certifications.
12. Develop policies and procedures regarding the critical functions of the water treatment and delivery systems.
13. Continue implementing programs to maintain the City's compliance with regulatory agencies such as EPA, DWR, SWRCB, AQMD, SWQCB, LARWQCB, and OSHA.



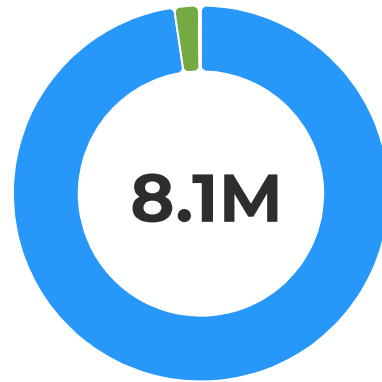
Water Financials

Revenues by Category

FY27 Revenues by Category



FY28 Revenues by Category



● Charges for Services	\$7,920,176	97.20%	● Charges for Services	\$7,919,501	97.71%
● Investment Income	\$170,036	2.09%	● Investment Income	\$170,036	2.10%
● Transfer In	\$47,782	0.59%	● Other Revenue	\$10,000	0.12%
● Other Revenue	\$10,000	0.12%	● Transfer In	\$5,175	0.06%

Revenues by Category

Category	FY 2025 Actuals \$	FY 2026 Current Budget \$	FY 2026 Projected \$	2027 Proposed \$	2028 Proposed \$
Other Revenue	50,771	10,000	33,500	10,000	10,000
Charges for Services	7,334,290	7,916,451	7,927,929	7,920,176	7,919,501
Investment Income	392,400	170,036	170,036	170,036	170,036
Transfer In	42,492	79,742		47,782	5,175
Total Revenues	7,819,954	8,176,229	8,131,465	8,147,994	8,104,712



Revenues by Fund

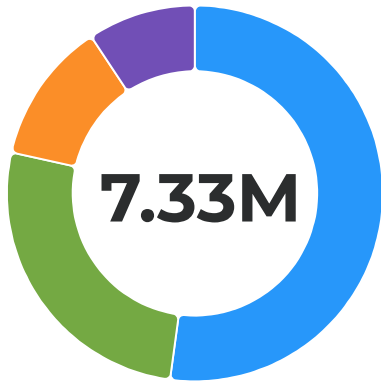
Revenues by Fund

Category	Account ID	FY 2025 Actuals \$	FY 2026 Current Budget \$	FY 2026 Projected \$	2027 Proposed \$	2028 Proposed \$
Water Operations Fund		7,819,954	8,176,229	8,131,465	8,147,994	8,104,712
Interest Income	500-00-4700	391,858	170,036	170,036	170,036	170,036
Interest Earned - Fiscal Agent	500-00-4701	543	-	-	-	-
Other Revenue	500-00-4830	50,771	10,000	33,500	10,000	10,000
Transfer from Reserve Funds	500-00-6949	42,492	-	-	42,782	-
Water Sales	500-21-4402	6,816,409	7,361,861	7,361,861	7,361,861	7,361,861
Water Low Income Discount	500-21-4403	-2,116	-2,147	-2,147	-4,500	-5,175
Fire Suppression Charge	500-21-4404	513,241	514,633	560,815	560,815	560,815
Hydrant Flow Test Charge	500-21-4405	1,526	1,500	2,200	1,500	1,500
Meter/Temp Meter Installation	500-31-4406	5,230	40,604	5,200	500	500
Transfer from General Fund	500-39-6933	-	79,742	-	5,000	5,175
Total Revenues		7,819,954	8,176,229	8,131,465	8,147,994	8,104,712



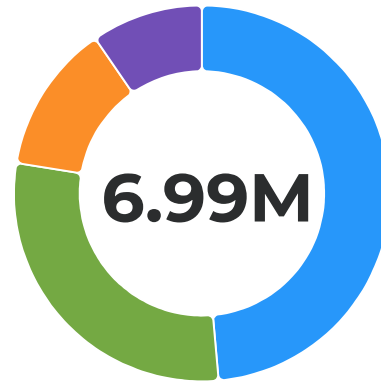
Expenditures by Category

FY27 Expenditures by Category



● Maintenance and Operations	\$3,822,515	52.12%
● Personnel Services	\$1,935,196	26.39%
● Depreciation / Amortization	\$894,664	12.20%
● Debt Service	\$681,925	9.30%

FY28 Expenditures by Category



● Maintenance and Operations	\$3,398,008	48.59%
● Personnel Services	\$2,028,893	29.01%
● Depreciation / Amortization	\$894,664	12.79%
● Debt Service	\$671,948	9.61%

Expenditures by Category

Category	Account ID	FY 2025 Actuals \$	FY 2026 Current Budget \$	FY 2026 Projected \$	2027 Proposed \$	2028 Proposed \$
Personnel Services						
Salaries & Wages - Full-time	500-40-5110	689,601	1,068,310	631,593	1,033,646	1,104,650
Overtime Salaries	500-40-5130	101,391	83,586	58,931	87,862	87,990
Car Allowance	500-40-5160	-	720	720	1,440	1,440
FICA Contributions	500-40-5220	60,012	80,210	50,728	75,753	80,802
Retirement Contributions	500-40-5230	1,808,552	262,081	218,005	307,626	318,881
Other Employee Benefits	500-40-5270	-300,173	15,016	7,954	9,996	10,702
Defined Contribution	500-40-5271	-	3,909	3,909	3,883	3,995
Workers' Compensation	500-40-5272	13,108	12,073	12,073	23,349	24,956
Health Benefits	500-40-5273	116,361	253,132	117,619	283,710	283,710
Dental Benefit	500-40-5274	-	-	-	-	-
Life Insurance Benefit	500-40-5276	628	1,110	1,110	7,808	7,808
Wellness Benefit	500-40-5280	-	225	225	325	325
Salaries & Wages - Full-time	500-45-5110	16,074	11,676	8,842	79,006	82,420
Overtime Salaries	500-45-5130	-	708	708	708	708
Car Allowance	500-45-5160	98	180	137	180	180
FICA Contributions	500-45-5220	1,120	853	740	4,051	4,217
Retirement Contributions	500-45-5230	1,386	714	724	4,378	4,531
Other Employee Benefits	500-45-5270	139	134	108	489	515
Defined Contribution	500-45-5271	203	426	-	691	712
Workers' Compensation	500-45-5272	264	244	244	1,109	1,166
Health Benefits	500-45-5273	1,045	771	912	8,693	8,693
Life Insurance Benefit	500-45-5276	-	23	23	394	394
Wellness Benefit	500-45-5280	-	25	25	100	100
Total Personnel Services		2,509,810	1,796,125	1,115,330	1,935,196	2,028,893
Maintenance and Operations						



Category	Account ID	FY 2025 Actuals \$	FY 2026 Current Budget \$	FY 2026 Projected \$	2027 Proposed \$	2028 Proposed \$
Dues & Memberships	500-40-5310	3,260	5,420	5,420	5,420	5,420
Travel & Training	500-40-5320	7,490	20,000	20,000	23,150	17,000
Meetings	500-40-5330	915	530	530	1,000	1,000
Books & Periodicals	500-40-5340	135	530	530	530	530
Contract Services - General	500-40-5400	239,631	320,590	260,320	266,700	241,700
Legal Services	500-40-5410	24,809	10,000	10,000	10,000	10,000
Engineering Services	500-40-5423	278,073	252,930	200,000	200,000	200,000
Telephone/Data	500-40-5511	72,295	75,000	75,000	72,420	72,613
Utility Services	500-40-5512	298,713	315,000	13,415	278,915	316,520
Rental/Lease of Equipment	500-40-5552	1,965	2,500	7,000	3,000	3,000
Repair & Maintenance Services	500-40-5560	304,238	250,000	230,000	200,000	200,000
Software Licensing & Support	500-40-5570	10,859	37,395	47,395	55,000	55,000
Fleet Provision Charge	500-40-5590	89,085	94,124	94,124	55,902	66,671
Insurance	500-40-5610	486,336	492,159	492,159	544,137	560,459
Public Education	500-40-5633	14,481	10,000	10,000	10,000	10,000
Property Taxes	500-40-5692	1,763	6,365	2,000	2,000	2,000
Special Department Supplies	500-40-5721	101,400	331,090	118,000	215,000	215,000
Uniforms	500-40-5730	14,293	9,230	9,230	9,230	9,230
General Supplies	500-40-5740	176,639	125,000	125,000	175,000	143,000
Tools	500-40-5742	1,073	3,000	3,000	3,000	3,000
Gasoline, Oil, & Tires	500-40-5750	9,467	11,695	11,695	11,735	12,029
Water Supply Costs	500-40-5780	1,458,243	2,736,253	2,700,464	1,470,221	1,037,181
Travel & Training	500-45-5320	-	2,225	2,225	2,225	2,225
Contract Services - General	500-45-5400	-	530	530	530	530
Professional Services	500-45-5420	52,620	75,000	75,000	128,000	131,750
Contract Professional Labor	500-45-5450	8,904	8,760	8,760	8,739	9,089
Repair & Maintenance Services	500-45-5560	-	1,591	1,591	1,591	1,591
Software Licensing & Support	500-45-5570	18,234	35,701	35,701	45,142	46,858
Postage	500-45-5720	18,262	22,200	22,200	22,866	23,552
General Supplies	500-45-5745	-	1,061	1,061	1,061	1,061
Bad Debt Expense	500-45-5960	11,004	-	-	-	-
Total Maintenance and Operations		3,704,186	5,255,878	4,582,349	3,822,515	3,398,008
Capital Outlay						
Capital Outlay	500-40-5840	190,158	8,825,662	1,232,238	9,365,717	3,847,102
Capitalization of Assets	500-40-5842	-446,667	-8,825,662	-1,232,238	-9,365,717	-3,847,102
Total Capital Outlay		-256,510	-	-	-	-
Debt Service						
Interest Expense	500-45-5980	139,162	149,198	285,876	200,125	185,087
Interest Expense - Subscriptions	500-45-5982	3,091	-	-	-	-
Loan Payment	500-45-5983	-	150,000	368,463	481,800	486,861



Category	Account ID	FY 2025 Actuals \$	FY 2026 Current Budget \$	FY 2026 Projected \$	2027 Proposed \$	2028 Proposed \$
GWF Loan Payments	500-45-5984	-	-150,000	-368,463	-	-
Bond Principal Payments	500-45-5985	-	545,000	-	-	-
Note Payments	500-45-5986	-	228,928	-	-	-
GWF Bond Principal Payments	500-45-5987	-	-545,000	-	-	-
Total Debt Service		142,253	378,126	285,876	681,925	671,948
Depreciation / Amortization						
Depreciation Expense	500-40-5990	984,659	894,664	894,664	894,664	894,664
Amortization Expense - Subscriptions	500-40-5999	19,793	-	-	-	-
Bond Amortization Expense	500-45-5981	-34,721	-17,334	-17,334	-	-
Total Depreciation / Amortization		969,731	877,330	877,330	894,664	894,664
Total Expenditures		7,069,470	8,307,459	6,860,885	7,334,300	6,993,513



2026-28 OPERATING BUDGET

INTERNAL SERVICE FUND

Vehicle Replacement Fund

Vehicle Replacement Internal Service Fund (601) Description:

The Vehicle Replacement Fund provides citywide vehicle maintenance and repair services including police, street repair, water service and pool cars totaling approximately 70 vehicles, in addition to rolling stock and equipment.

Program Description:

The Fleet division provides quality and timely service to the City Fleet to maintain efficient and safe transportation and equipment to serve staff and community needs. The Fleet division is responsible for the inspection, maintenance, and repair of all City vehicles including passenger cars, trucks, police vehicles, heavy equipment and miscellaneous rolling stock. Staff is responsible for monitoring Federal, State, and County regulations for compliance, as well as monitoring vendor services to assure receipt of economical and high-quality services. The Fleet division is also responsible for vehicle purchasing and outfitting as well as all aspects of fuel purchasing/management. As equipment and vehicles reach the end of their useful lives, these are replaced using fund reserves.

Objectives:

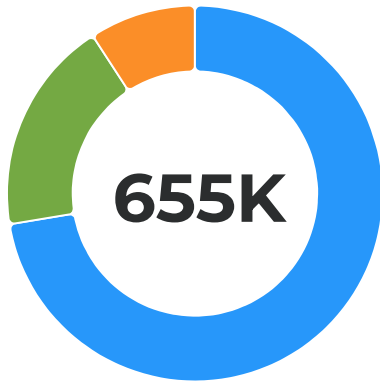
1. Operate a preventive maintenance program for all vehicles and equipment with a goal of no more than two consecutive workdays out of service for routine maintenance.
2. Administer the City's vehicle maintenance program in a way that assures all vehicles are maintained as scheduled. Notify department representatives of their respective vehicles scheduled maintenance requirements.
3. Maintain a safe work area and continue training to comply with OSHA regulations.
4. Manage all aspects of the City's fuel program including AQMD compliance. Replace vehicles based on replacement criteria and annual assessment.
5. Prepare specifications and complete purchases of all budgeted vehicles and equipment.
6. Maintain compliance with all applicable regulations and requirements governed by respective regulatory agencies.
7. Commence the integration of Hybrid and Zero Emission Vehicles (ZEV) to the City's Fleet.



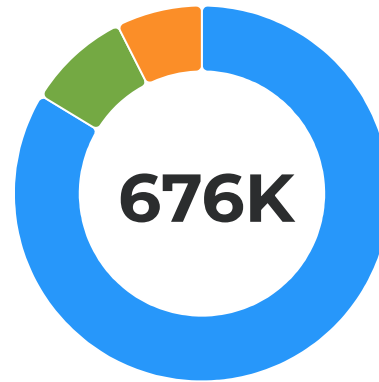
Vehicle Replacement Fund Financials

Revenues by Category

FY27 Revenues by Category



FY28 Revenues by Category



● Charges for Services	\$474,259	72.38%	● Charges for Services	\$565,614	83.72%
● Non-Operating	\$121,000	18.47%	● Investment Income	\$60,000	8.88%
● Investment Income	\$60,000	9.16%	● Non-Operating	\$50,000	7.40%

Revenues by Category

Category	FY 2025 Actuals \$	FY 2026 Current Budget \$	FY 2026 Projected \$	2027 Proposed \$	2028 Proposed \$
Other Revenue	4,479	-	-	-	-
Charges for Services	748,617	798,517	798,517	474,259	565,614
Investment Income	93,576	60,000	60,000	60,000	60,000
Transfer In	131,000	69,370	67,827	-	-
Non-Operating	23,628	20,000	70,000	121,000	50,000
Total Revenues	1,001,300	947,887	996,344	655,259	675,614

Revenues by Fund

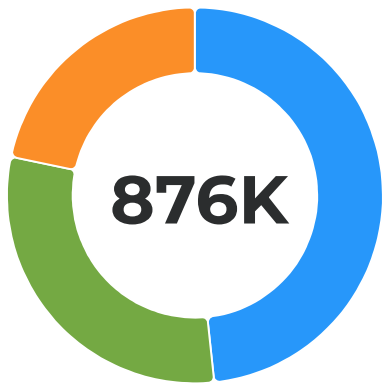
Revenues by Fund

Category	Account ID	FY 2025 Actuals \$	FY 2026 Current Budget \$	FY 2026 Projected \$	2027 Proposed \$	2028 Proposed \$
Vehicle and Equipment		1,001,300	947,887	996,344	655,259	675,614
Interest Income	601-00-4700	93,576	60,000	60,000	60,000	60,000
Damage to Property Vehicle	601-00-4831	4,479	-	-	-	-
Property Sales	601-00-4865	23,628	20,000	70,000	121,000	50,000
Fleet Fees	601-21-4407	748,617	798,517	798,517	474,259	565,614
Transfer from General Fund	601-39-6933	81,000	-	-	-	-
Transfer from Special Revenue	601-39-6948	50,000	69,370	67,827	-	-
Total Revenues		1,001,300	947,887	996,344	655,259	675,614



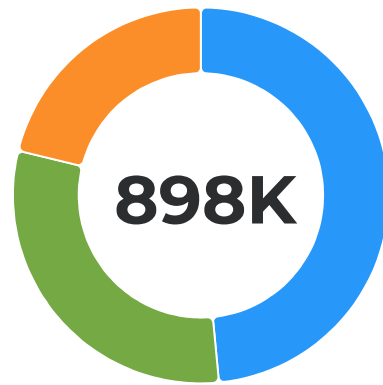
Expenditures by Category

FY27 Expenditures by Category



● Personnel Services	\$423,776	48.36%
● Maintenance and Operations	\$262,519	29.96%
● Depreciation / Amortization	\$190,000	21.68%

FY28 Expenditures by Category



● Personnel Services	\$435,184	48.48%
● Maintenance and Operations	\$272,482	30.35%
● Depreciation / Amortization	\$190,000	21.17%

Expenditures by Category

Category	Account ID	FY 2025 Actuals \$	FY 2026 Current Budget \$	FY 2026 Projected \$	2027 Proposed \$	2028 Proposed \$
Personnel Services						
Salaries & Wages - Full-time	601-40-5110	164,998	203,815	181,492	249,064	257,886
Part-time Salaries	601-40-5115	-	27,746	27,746	27,746	27,746
Overtime Salaries	601-40-5130	15,669	7,100	15,000	10,747	10,856
Car Allowance	601-40-5160	-	180	180	720	720
FICA Contributions	601-40-5220	14,396	15,975	15,493	17,179	17,615
Retirement Contributions	601-40-5230	41,970	39,062	36,268	67,638	69,330
Other Employee Benefits	601-40-5270	-9,150	2,874	2,187	2,207	2,286
Defined Contribution	601-40-5271	-	2,787	2,787	1,722	1,814
Workers' Compensation	601-40-5272	1,865	1,718	1,718	4,876	5,053
Health Benefits	601-40-5273	19,067	28,198	19,367	40,349	40,349
Life Insurance Benefit	601-40-5276	97	361	361	1,329	1,329
Wellness Benefit	601-40-5280	-	169	169	200	200
Total Personnel Services		248,912	329,984	302,767	423,776	435,184
Maintenance and Operations						
Dues & Memberships	601-40-5310	1,112	1,824	1,824	1,824	1,824
Travel & Training	601-40-5320	4,479	4,500	4,500	4,500	4,500
Books & Periodicals	601-40-5340	-	100	100	100	100
Contract Services - General	601-40-5400	19,907	38,000	29,500	29,500	29,500
Telephone	601-40-5511	420	780	780	780	780
Utility Services	601-40-5512	-	5,600	-	-	-
Vehicle Maintenance	601-40-5540	61,999	66,000	71,000	71,000	71,000
Vehicle Body Work Services	601-40-5542	29,410	30,000	30,000	30,000	30,000
Software Licensing & Support	601-40-5570	2,358	9,750	19,750	19,750	19,750
Insurance	601-40-5610	20,038	37,252	37,252	36,374	41,834



Category	Account ID	FY 2025 Actuals \$	FY 2026 Current Budget \$	FY 2026 Projected \$	2027 Proposed \$	2028 Proposed \$
Vehicle Supplies	601-40-5721	22,701	32,000	24,000	24,000	24,000
Uniforms	601-40-5730	1,563	1,600	1,600	1,600	1,600
General Supplies	601-40-5740	12,179	13,000	13,000	13,000	13,000
Tools	601-40-5742	1,696	3,500	3,500	3,500	3,500
Gasoline, Oil, & Tires	601-40-5750	11,859	28,444	18,444	18,500	18,550
Fuel Purchases	601-40-5754	121,870	165,000	165,000	165,000	165,000
Fuel Cost Clearing	601-40-5755	-105,285	-152,457	-152,457	-156,909	-152,457
Total Maintenance and Operations		206,305	284,894	267,794	262,519	272,482
Capital Outlay						
Capitalize Assets	601-40-5805	-881,362	-1,110,000	-371,000	-	-
Capital Outlay	601-40-5840	241,647	250,000	-	-	-
Vehicles & Large Equipment	601-40-5842	639,715	860,000	371,000	-	-
Total Capital Outlay		-	-	-	-	-
Non-Operating						
Loss on Disposal of Fixed Asset	601-40-5790	12,405	-	-	-	-
Total Non-Operating		12,405	-	-	-	-
Depreciation / Amortization						
Depreciation Expense	601-40-5990	261,443	190,000	190,000	190,000	190,000
Subscription Amortization - Subscriptions	601-40-5999	1,133	-	-	-	-
Total Depreciation / Amortization		262,576	190,000	190,000	190,000	190,000
Total Expenditures		730,197	804,878	760,561	876,294	897,665

2026-28 OPERATING BUDGET

FIDUCIARY FUND

Spring Street JPA Fund

Revenues by Fund

Revenues by Fund

Category	Account ID	FY 2025 Actuals \$	FY 2026 Current Budget \$	FY 2026 Projected \$	2027 Proposed \$	2028 Proposed \$
Spring Street Corridor		-	6,000	6,000	-	7,500
Other Revenue	701-00-4830	-	6,000	6,000	-	-
Transfer from General Fund	701-39-6933	-	-	-	-	7,500
Total Revenues		-	6,000	6,000	-	7,500

Expenditures by Fund

Category	Account ID	FY 2025 Actuals \$	FY 2026 Current Budget \$	FY 2026 Projected \$	2027 Proposed \$	2028 Proposed \$
Spring Street Corridor		-	6,000	6,000	-	7,500
Contract Services - General	701-40-5400	-	6,000	6,000	-	-
Insurance	701-40-5610	-	-	-	-	7,500
Total Expenditures		-	6,000	6,000	-	7,500



Spring Street

Fiduciary Fund

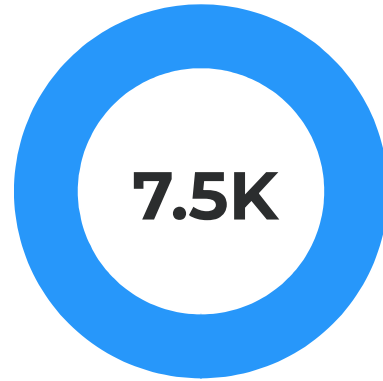
Revenues by Category

FY27 Revenues by Category



No data available

FY28 Revenues by Category



● Transfer In **\$7,500** 100.00%

Revenues by Category

Category	FY 2025 Actuals \$	FY 2026 Current Budget \$	FY 2026 Projected \$	2027 Proposed \$	2028 Proposed \$
Other Revenue	-	6,000	6,000	-	-
Transfer In	-	-	-	-	7,500
Total Revenues	-	6,000	6,000	-	7,500

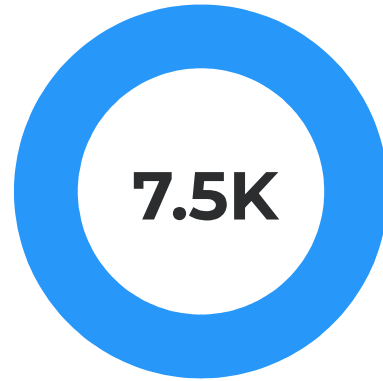
Expenditures by Fund

FY27 Expenditures by Fund



No data available

FY28 Expenditures by Fund



● Spring Street Corridor **\$7,500** 100.00%

Expenditures by Fund

Category	Account ID	FY 2025 Actuals \$	FY 2026 Current Budget \$	FY 2026 Projected \$	2027 Proposed \$	2028 Proposed \$
Spring Street Corridor		-	6,000	6,000	-	7,500
Contract Services - General	701-40-5400	-	6,000	6,000	-	-
Insurance	701-40-5610	-	-	-	-	7,500
Total Expenditures		-	6,000	6,000	-	7,500

2026-28 Capital Improvements Program

The Capital Projects Fund is used to account for financial resources segregated for the development, construction, and improvement of City facilities. The FY 2026-27 Capital Improvements Program (CIP) includes a total of 38 projects for a total of \$34.2million. The FY 2027-28 Capital Improvements Program (CIP) includes a total of 17 projects for a total of \$22.9 million. Funding sources for each project are listed in the detailed CIP schedule.

Grant Funding and Capital Projects by Fund Summary

Capital by Fund		2025-2026 Projections	2026-2027 Proposed	2027-2028 Proposed
Ld-Bldg	111	863,834	-	-
CIP Res	113/100	-	-	-
CIP Res	113/400	1,749,294	1,605,567	595,506
CCMP Res	119/400	1,680,139	5,945,333	5,000,000
Facility Res	124	-	191,000	-
Art Res	125	30,000	375,000	-
CDBG	201	-	211,208	-
Prop C	203	17,000	340,000	650,000
Park Dev	204	50,000	130,000	-
TDA	205	-	-	-
2011 Bonds	224	-	-	-
2018 Bonds	225	-	-	-
Special Gas Tax	230	-	750,000	750,000
Traffic Imp	233	77,921	721,452	300,000
Pipeline	234	-	-	-
LAMTA - STPL	235	28,024	-	-
Meas R	236	45,606	350,000	150,000
Meas M	237	-	650,000	170,000
RMRA	238	379,848	530,000	750,000
Meas W	239	150,000	1,150,000	1,918,345
CIP Grants	240/100	-	-	-
CIP Grants	240/400	918,550	8,097,545	8,831,058
Meas A	242	-	225,000	-
Prop 68	243	-	-	-
ARPA	280	-	-	-
CA Arts Grant	281	1,546,658	3,636,896	-
CIP	400	-	-	-
Water	113/500	16,043	42,782	-
Water	280/500	-	-	-
Water	500	3,418,430	9,280,153	3,847,102
Water Res	510	-	-	-
Garage	601	17,868	-	-
Total		10,989,216	34,231,936	22,962,011

Funding Sources		2025-2026 Projections	2026-2027 Proposed	2027-2028 Proposed
GF	100	-	-	-
CIP	400	7,536,874	24,909,002	19,114,909
Water	500	3,434,474	9,322,935	3,847,102
Garage	601	17,868	-	-
Total		10,989,216	34,231,936	22,962,011



2026-28 Capital Improvements Program

Cat	Type	PROJECT #	Project Name	Total Budget Budget	Source Fund	Funding Split	2025-2026 Projections	2026-2027 Proposed	2027-2028 Proposed
F	N	90.20001	Civic Center Master Plan - Phase II - Community Center Building	20,000,000.00	CCMP Res	119/400	-	-	5,000,000
F	N				CIP Grants	240/400	-	-	
						Total			-
F	N	90.24013	Civic Center Master Plan - Phase I - Amphitheater	7,126,425.00	CCMP Res	119/400	274,956.03	5,945,333	-
F	N				Meas W	239	100,000.00	50,000	-
F	N				CA Arts Grant	281	1,546,658.45	3,636,896	-
					Total		1,921,614.48	9,632,229	-
F	N	90.20003	Civic Center Parking Lot Improvements	1,800,000.00	CIP Grants	240/400	-	-	1,800,000
ST	N	90.25004	City-Wide Street Signs - Phase I	317,921.00	Traffic Imp	233	17,921.00	300,000	-
ST	N	90.280XX	City-Wide Street Signs - Phase 2	300,000.00	Traffic Imp	233	-	-	300,000
ST	SE	90.XX007	Sidewalk Repair - Annual Project	50,000.00	Meas R	236	45,606.00	50,000	-
ST	SE				TDA	205	-	-	-
ST	SE				CIP Grants	240/400	-	-	-
ST	SE				CDBG	201	-	-	-
ST	SE				RMRA	238	29,750.25	30,000	-
					Total		75,356.25	80,000	-
ST	SE	90.24004	Sidewalk Gap Closure - Various Locations	60,000.00	Meas M	237	-	60,000	-
ST	SE	90.XX009	ADA/Ramp Installation - Federal	211,208.00	CDBG	201	-	211,208	-
ST	EM	90.25012	Street Tree Planting - Federal	1,000,000.00	CIP Grants	240/400	608,000.00	292,000	-
ST	SE	90.24011	Willow Street to Cherry Ave Efficient Traffic Corridor	2,719,980.00	CIP Grants	240/400	-	1,449,990	1,269,990
ST	SE				CIP Grants	240/400	-	617,975	464,475
ST	SE				CIP Grants	240/400	-	788,610	616,110
ST	SE				Traffic Imp	233	-	200,000	-
ST	SE				CIP Res	113/400	-	200,000	-
					Total		-	3,256,575	2,350,575
ST	EM	90.XX003	Pavement Management - Annual Project	150,000.00	Meas R	236	-	300,000	150,000
ST	EM				Meas M	237	-	590,000	170,000
ST	EM				Prop C	203	17,000.00	340,000	650,000
ST	EM				RMRA	238	350,097.97	500,000	750,000
ST	EM				Special Gas Tax	230	-	750,000	750,000
ST	EM				CIP Res	113/400	-	-	-
					Total		367,097.97	2,480,000	2,470,000



2026-28

Capital Improvements Program (continued)

Cat	Type	PROJECT #	Project Name	Total Budget Budget	Source Fund	Funding Split	2025-2026 Projections	2026-2027 Proposed	2027-2028 Proposed
P			Reservoir Park - Stormwater Capture Project (NEW Project)	6,676,848.00	Meas W	239		950,000	1,918,345
P	80.XXXXX			30,000.00	Park Dev	204		30,000	
				6,706,848.00	Total			980,000	1,918,345
P	N	80.26001	City-Wide Parks - Design & Maintenance Master Plan	300,000.00	Park Dev	204	50,000.00	100,000	-
P	N	80.270XX	Signal Hill Park Playground Project (NEW PROJECT)	225,000.00	Meas A	242	-	225,000	-
P	EM	80.25005	Raymond Arbor Park - Design & Construction	1,400,000.00	CIP Grants	240/400	-	1,400,000	-
ST	EM	90.23015	Green Street Drainage Improvement - 28th Street	20,000.00	CIP Res	113/400	-	20,000	-
ST	EM			200,000.00	Meas W	239	50,000.00	150,000	-
				300,000.00	Total		50,000.00	170,000	-
ST	EM	90.22008	Willow Street Corridor Intersection Improvement	300,000.00	Traffic Imp	233	20,000.00	122,972	-
ST	EM			6,250,000.00	CIP Grants	240/400		1,250,000	3,500,000
				6,550,000.00	Total		20,000	1,372,972	3,500,000
ST	P	90.18005	Street Widening - California Ave & 27th Street	153,929.00	Traffic Imp	233	40,000.00	98,481	-
ST	P			46,071.00	CIP Res	113/400		46,071	-
				200,000.00	Total		40,000.00	144,552	-
ST	N	90.24012	East Burnett Street - Historical District Pedestrian & Bike Enhancement Project	2,785,000.00	CIP Grants	240/400	240,550.00	1,298,970	1,180,483
ST	N			109,000.00	CIP Res	113/400	9,092.79	49,101	48,778
				2,894,000.00	Total		249,642.79	1,348,071	1,229,260
ST	N	90.XX006	City-Wide Median Improvement - Annual Project	505,378.55	CIP Res	113/400	505,378.55	-	-
ST	N			70,000.00	CIP Grants	240/400	70,000.00	-	-
				575,378.55	Total		575,378.55	-	-
ST	N	90.260XX	Street Traffic Signal Enhancement	28,024.00	LAMTA - STPL	235	28,024.00	-	-
F	SE	90.24016	City Hall Emergency Generator	234,000.00	CIP Res	113/400	70,070.00	163,930	-
F	N			191,000.00	Facility Res	124		191,000	-
				425,000.00	Total		70,070.00	354,930	-



2026-28

Capital Improvements Program (continued)

Cat	Type	PROJECT #	Project Name	Total Budget Budget	Source Fund	Funding Split	2025-2026 Projections	2026-2027 Proposed	2027-2028 Proposed
F	P	90.21001	City Facility Access and Security	300,000.00	CIP Res	113/400	13,433.00	46,730	46,729
ST	SE	90.25016	ADA Transition Plan	100,000.00	CIP Res	113/400	-	100,000	-
ST	SE	90.24008	ADA/Ramp Installation - City	250,000.00	CIP Res	113/400	-	221,872.97	-
ST	N	90.270XX	Annual Alley Improvement Project NEW PROJECT	250,000.00	CIP Res	113/400		250,000	250,000
				250,000.00	Total		-	250,000	250,000
F	N	90.25015	Library Windows Replacement	125,000.00	CIP Res	113/400	-	125,000	-
F				125,000.00	CIP Res	113/400	-	125,000	-
				2,894,000.00	Total		-	250,000	-
N	N	90.XX002	Part-Time Staff Administrative Staff - Annual	42,782.00	CIP Res	113/400	16,043.25	42,782	-
W	N			42,782.00	CIP Res	113/500	16,043.25	42,782	-
				85,564.00	Total		32,087	85,564	-
P	EM	80.25003	Hilltop Park - Design & Construction	250,000.00	CIP Res	113/400	34,920.00	215,080	-
P	EM			1,000,000.00	CIP Grants	240/400		1,000,000	-
				1,250,000.00	Total		34,920.00	1,215,080	-
P	N	80.26002	Signal Hill Park - Picnic Shelter Reservations	250,000.00	CIP Res	113/400	-	-	250,000
P	N	80.25008	Hillbrook Park - Art Enhancement Project	75,000.00	Art Res	125	30,000.00	-	
P	N	80.25001	Heritage Point Park - Art Enhancement Project	75,000.00	Art Res	125	-	75,000	-
P	N	80.25004	Hilltop Park - Art Enhancement Project	75,000.00	Art Res	125	-	75,000	
P	N	80.25006	Raymond Arbor Park - Art Enhancement Project	75,000.00	Art Res	125	-	75,000	-
P	N	80.26004	Signal Hill Amphitheater - Art Enhancement Project	150,000.00	Art Res	125	-	150,000	-



2026-28

Capital Improvements Program (continued)

Cat	Type	PROJECT #	Project Name	Total Budget Budget	Source Fund	Funding Split	2025-2026 Projections	2026-2027 Proposed	2027-2028 Proposed
W	SE	95.17010	Pump Station Upgrades - Hilltop Park	30,000.00	Water	500	5,000.00	23,590	-
W	SE	95.17011	SCADA Upgrades	500,000.00	Water	500	-	497,779	-
W	SE	95.17012	Rehab of Well No. 7	1,500,000.00	Water	500	-	868,219	911,630
W	EM	95.28001	New Well Installation	5,250,000.00	Water	500	-	-	319,070
W	EM	95.26001	Disinfection improvements at Gundry	300,000.00	Water	500	-	330,750	-
W	EM	95.XX008	Valve and Services Replacements	4,500,000.00	Water	500	-	578,813	607,753
W	EM	95.24003	Cast iron pipeline replacement	13,592,680.00	Water	500	-	1,658,321	1,862,788
W	EM	95.28002	Site security for Well 10	20,000.00	Water	500	-	-	24,310
W	EM	95.21001	Filter Replacement	300,000.00	Water	500	35,000.00	-	121,551
W	EM	95.23001	Gundry Reservoir Roof Replacement & Coating	7,765,577.02	Water	500	2,678,039.22	4,805,101	-
W	EM	95.25003	Automated Meter Reading (AMR)	762,000.00	Water	500	691,708.13	70,292	-
W	EM	95.25001	Well 9 - Redevelopment	300,000.00	Water	500	-	347,288	-
W	SE	95.17014	General PLC and HMI Improvements - Phase I	70,000.00	Water	500	8,683.00	-	-
W		95.270XX	Water Facilities Security/Fire Protection Project	100,000.00	Water	500	-	100,000	-
							10,989,216	34,231,936	22,962,011

