

Greetings Tour Inc.  
Mural Painting Contractor  
**C-33 License #1138334**

V I C T O R   V I N G

# HILLBROOK PARK MURAL PROJECT SIGNAL HILL, CA

v **2.0** 10/16/2025

# CANVAS / WALL

## MURAL LOCATION

**Location:** 1865 Temple Ave. Signal Hill, CA 90755

**Size:** 40' W x +/-5.5 - 6' H

**Surface:** Brick (Masonry) Uncoated


**Facing:** South (North Wall)

**Notes:** Grade & wall height variations

Minor plant obstructions

Wall coping needs minor repair

Efflorescence visible on lower areas of wall






# ADDITIONAL VIEWS

MURAL LOCATION



Grout texture in brick





# WALL CONDITION REPORT

## REPAIRS & PREPARATION

Signs of efflorescence throughout wall that requires a TSP wash before priming  
(Are sprinklers spraying wall?)



Corner aloe plants to be  
Removed or relocated

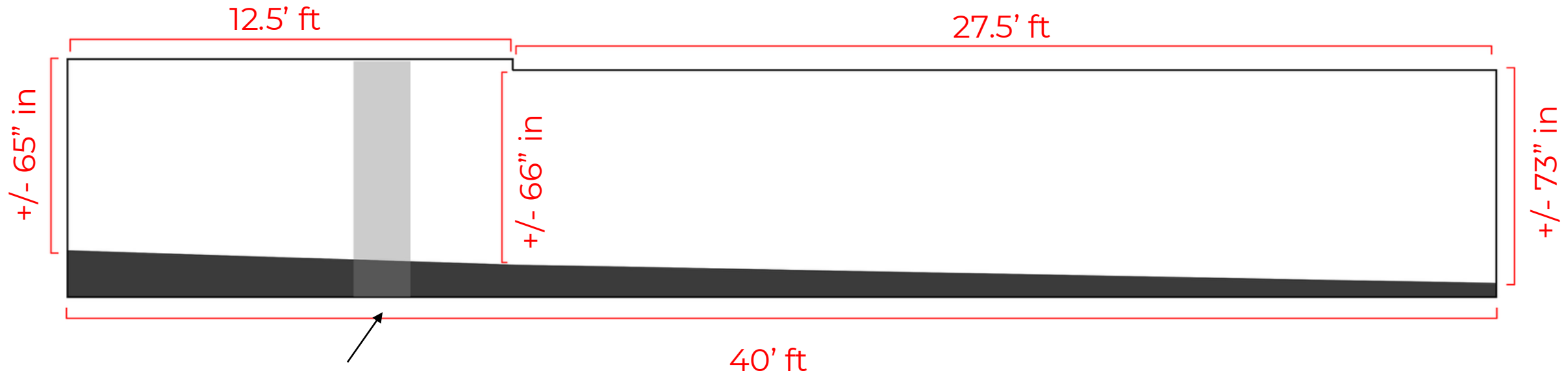


Existing coping damage  
(repair recommended)



# CANVAS / WALL LAYOUT

## DETAILED DIMENSIONS




Base of trees (view obstructions)

- Elevation change due to slight grade variation. Keep at least 1' ft design safety space at bottom of mural.
- Note view obstruction from tree on left side of wall
- City to note any additional placements that may cause obstructions for design consideration.

# COLOR INSPIRATION

\*Ties into playground structure as requested



## REFERENCES



Playground & Earth Tones






## PARK ELEMENTS & SHAPES





## PARK LANDSCAPING (PLANTS)



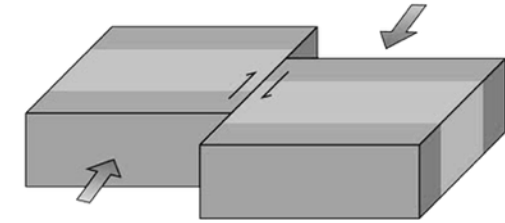
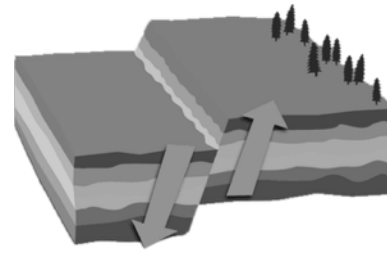


# BACKGROUND CONCEPT

Signal Hill, California, sits on a unique geological structure formed by two (right-lateral strike-slip) faults that pushed the land upward. This raised area traps oil underground, making it a major oil-producing site.

Each “section” would focus on a theme that includes:

**History, Nature, Landmarks & Culture.**



*\*Right-Lateral Strike-Slip*



*Abstract background concept based on geology of Signal Hill, CA*

*\*Optional to include a pump jack  
in place of the water tower*

# HISTORY

I wanted to illustrate the story of the Tongva who lived in villages throughout the region. Signal Hill's higher elevation gave it a clear line of sight across the Los Angeles Basin and up to 26 miles out to Santa Catalina Island, making it ideal for visible smoke signals hence giving the city it's current name. Added a tribute to the Deni family water tower sitting above the reservoir of water.





# NATURE

Highlight native plants and animals that hold meaning in the region. Coast live oaks and poppies—reflect the local landscape. I chose the red-tailed hawk as a symbol because of its high flight and sharp vision, representing perspective, ancestral connection, resilience, and the enduring spirit of Signal Hill.



*Hawk and flowers will be hand painted and feel more organic.*



# LANDMARKS

Incorporate modern-day landmarks that locals and visitors instantly recognize. The vibrant 360-degree sunset views from Signal Hill are a major source of inspiration. Notable features to include are the iconic palm trees at Hilltop Park, and the park's public sculptures being enjoyed by locals and visitors.





# CULTURE

A butterfly would symbolize the city's transformation & growth over time. The kids playing at the Hillbrook Park playground are positioned like the iconic "Roughnecks" sculpture in a more whimsical style—blending history with playful energy to reflect the spirit of the park today. An airplane from the nearby airport symbolizes the theme of global connection. Lastly, a girl is blowing bubbles that float beyond the edges of the mural.



*Bubbles will float onto the raw brick area.  
May consider adding text into the bubbles (TBD)*



# MOCK-UP

\*Adding words (TBD) within bubbles...





# ARTWORK NARRATIVE

## **“Signal Hill: The View from Here”** (working title)

I plan to create a mural that bursts with color and life — a vibrant reflection of Signal Hill’s diversity. Sections of the mural will honor the many cultures, stories, and generations that have shaped this small city atop the Los Angeles Basin. Bright tones and familiar whimsical imagery — native flowers, local wildlife, and landmarks — will invite families and children to connect with the work, finding a sense of belonging within it.

The mural will unfold like layers of time. It begins with the land itself — the Tongva people who first lived and signaled from this hill — moves through the city’s oil-boom transformation, and arrives in the present day, where Signal Hill thrives as a mosaic of global influences and shared community pride.

To me, diversity is not limited to cultural background — it’s found in the layers of this community: the people, the history, the land, and even the daily rhythms of the park itself. Signal Hill’s beauty lies in how these differences coexist and uplift one another.

To create the mural, I’ll mainly use Montana Gold acrylic enamel spray paint, which works especially well on brick and reaches into the deeper grout lines. I’ll also incorporate Golden Acrylic Mural Paint for detail work where needed.

# HAND PAINTED VS. DIGITAL SKETCH

A friendly reminder that sketches are not meant to be full rendered artwork on a small scale. While some realistic elements (hawk, flowers & butterfly) may have a bit of a “clip art” feeling in the sketch, the artistic creation will happen on the wall. Examples of past hand painted birds and flowers for reference:



*\*I am flexible to create the imagery in a more graphic style as well.*



# PROJECT SCHEDULE

**TBD** – Artist selected & consolidated feedback received

**+2 weeks** – Round 1 revision delivered

**TBD** – Consolidated feedback given

**+1 weeks** – Round 2 revision delivered

**TBD** – Final approval of artwork

**+2-3 weeks** – Offsite pre-production work (pounce, supply order, etc.)

**+3 days** - Wall prep (wash, repair, prime, consolidant, etc.)

**+7 days** – Mural painting (with 2 assistants) *\*weather dependent*

**+1 day** – UV consolidant, anti-graffiti coating (done 3 days after completion)

*\*On-site workdays from 8-5pm and weather dependent*

PORTFOLIO


# PAST WORK EXAMPLES



## PAST WORK DETAIL VIEWS













# BRICK TEXTURE MURALS

## TECHNICAL PRACTICALITY





DURABILITY

# PREPARATION & PROTECTION

# WALL PREPARATION

## CLEANING & PRIMING SURFACE

A properly prepared wall will ensure a vibrant & longer lasting mural. The paint that we use is top quality exterior enamel for commercial purposes. Please keep in mind that there's a lot of longevity factors based on different types of build materials, colors, directional face and environments. We recommend having walls fully prepped at least one week prior to the mural start date due to the unknown factor of weather.

A detailed blog post about wall preparation steps can be found on our website:

<https://www.greetingstour.com/mural-wall-prep>





# MURAL PROTECTION

## UV & ANTI-GRAFFITI COATINGS

We use the highest quality materials to create our murals since they are meant to be timeless landmarks. Once our mural has been painted, you can go the extra step to add protection to extend the longevity of the artwork.

*“MuralColors provides a comprehensive solution for artists, mural programs, and building owners.*

*Our flagship product line is the MuralColors™ Preservation System. ColorShield™ UV Paint Preserver and OverCoat™ UV Paint Protector work together to maximize protection for painted surfaces, from murals to monuments, acrylic to aerosol, and canvases to concrete walls. ColorShield™ and OverCoat™ exceed public art commission requirements for conservation-grade semi-sacrificial coatings.”*



# TOUCH UPS

## MAINTENANCE

Due to the nature of any public artwork, there's always the chance that it will need to be repaired and touched up at some point. We would be happy to do so at an hourly rate specified in our contract.

In addition, we document and detail the background colors of our murals if clients want to handle this internally with other qualified contractors. We note the color codes used if more paint needs to be ordered in the future.

### PAINT SPECS

- Sherwin Williams
- Exterior Grade
- Satin Finish
- **Duration** (Brand)

### CONTACT

Isaac Sherwin-Williams #703440  
4441 45th Street S  
Fargo, ND 58104  
Phone: (701) 281-1185  
sw3440@sherwin.com





# MAINTENANCE PLAN

Our recommended partner vendor (LA based) to do the maintenance work below is **Mural Colors**

Email: [hello@muralcolors.com](mailto:hello@muralcolors.com) Text or Call: 323-601-5000

To remove any vandalism, we would recommend using **BuffOff**

Instructions at the website below:

<https://www.muralcolors.com/products/buffoff-paint-remover>

Every few years (dependent on environmental conditions), we would recommend washing the wall with **MuralWash Detergent** followed by a new application of **OverCoat** to ensure longevity:

<https://www.muralcolors.com/products/muralwash-detergent-overcoat-remover>

<https://www.muralcolors.com/products/overcoat-paint-protector>



## **E M A I L**

info@greetingstour.com

## **W E B S I T E**

[greetingstour.com](http://greetingstour.com)

## **P H O N E**

718-350-7671

## **S O C I A L**

@greetingstour

